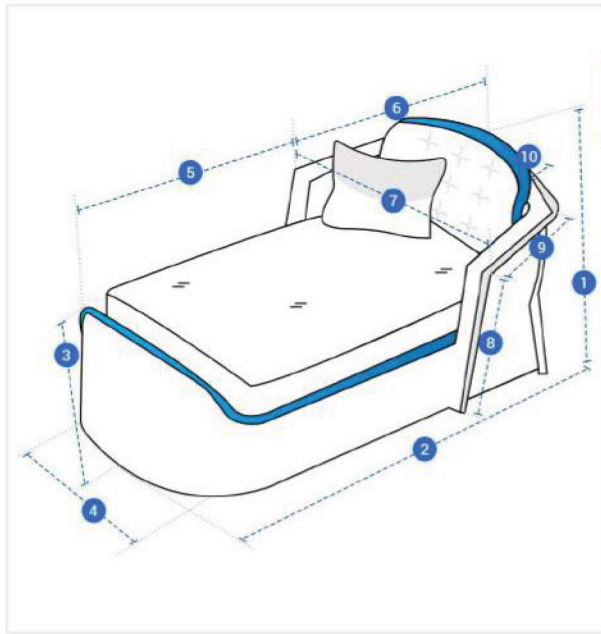


## How to Measure Sky Lounger Covers - Design 8

### Measurement Instruction

- ✓ Give exact measurement from edge to edge.
- ✓ "We add upto 2" leeway on the given width/depth for easy pull-in and pull-out."
- ✓ The height dimensions will remain same as provided by you.

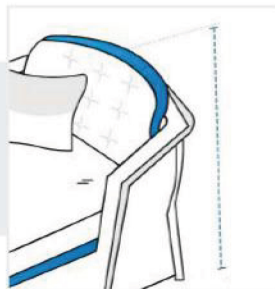


### Measurement (Inches)

1. Back Height	<input type="text"/>	2. Depth	<input type="text"/>
3. Front Height	<input type="text"/>	4. Width	<input type="text"/>
5. Arm To Front Depth	<input type="text"/>	6. Arm to Back Depth	<input type="text"/>
7. Arm to Arm Width	<input type="text"/>	8. Arm Height	<input type="text"/>
9. Arm Depth	<input type="text"/>	10. Cushion Depth	<input type="text"/>

#### 1. Back Height:

Back Height of the Sky Lounger



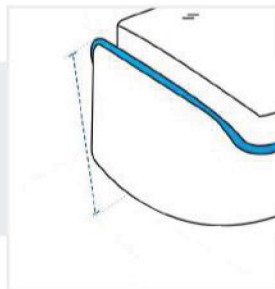
#### 2. Depth:

Depth of the Sky Lounger



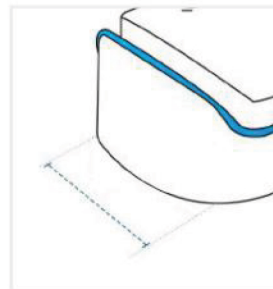
#### 3. Front Height:

Front Height of the Sky Lounger



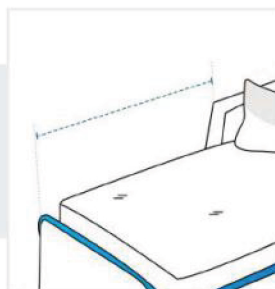
#### 4. Width:

Width of the Sky Lounger



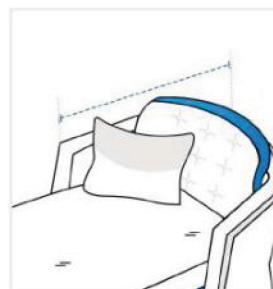
#### 5. Arm To Front Depth:

Arm To Front Depth of the Sky Lounger



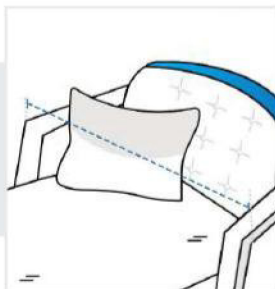
#### 6. Arm to Back Depth:

Arm to Back Depth of the Sky Lounger



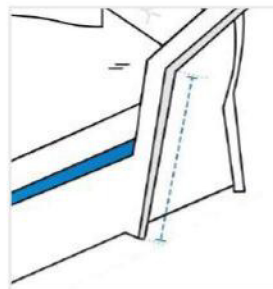
## 7. Arm to Arm Width:

Arm to Arm Width of the Sky Lounger



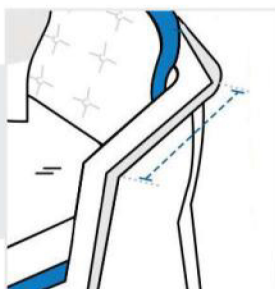
## 8. Arm Height:

Arm Height of the Sky Lounger



## 9. Arm Depth:

Arm Depth of the Sky Lounger



## 10. Cushion Depth:

Cushion Depth of the Sky Lounger

