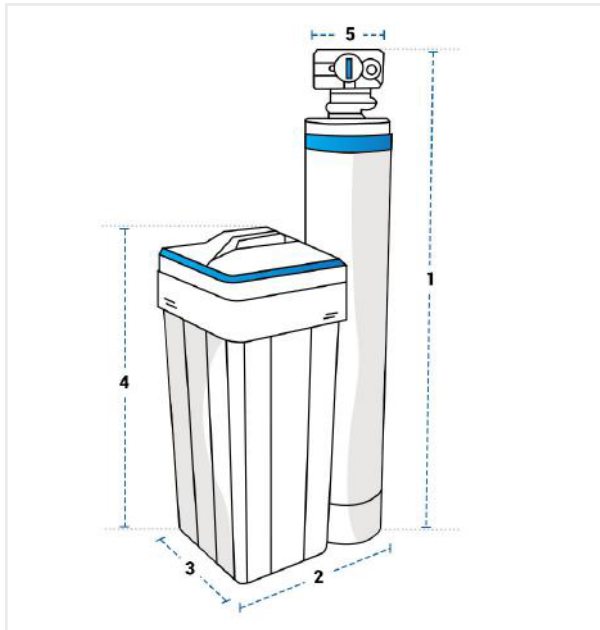


## How to Measure Water Softner Machine Cover

### Measurement Instruction

- ✓ Give exact measurement from edge to edge.
- ✓ We add 2.5 to 5 cm leeway on the given width/depth for easy pull-in and pull-out.
- ✓ The height dimensions will remain same as provided by you.



### Measurement (cm)

1. Full Height

2. Full Width

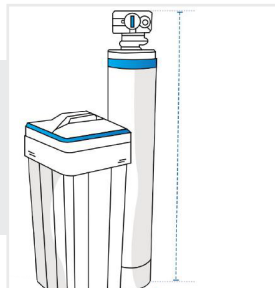
3. Depth

4. Box Height

5. Diameter

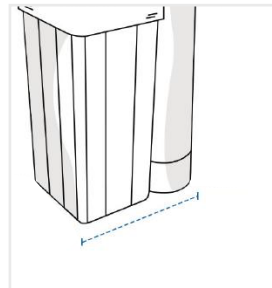
#### 1. Full Height:

Full Height of the Water Softner Machine Cover



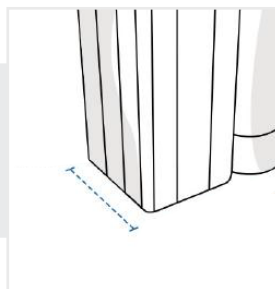
#### 2. Full Width:

Full Width of the Water Softner Machine Cover



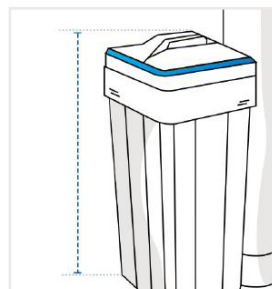
#### 3. Depth:

Depth of the Water Softner Machine Cover



#### 4. Box Height:

Box Height of the Water Softner Machine Cover



#### 5. Diameter:

Diameter of the Water Softner Machine Cover



We encourage you to upload the image of the article you need the cover for - this helps our team ensure covers are designed keeping your requirements in mind.