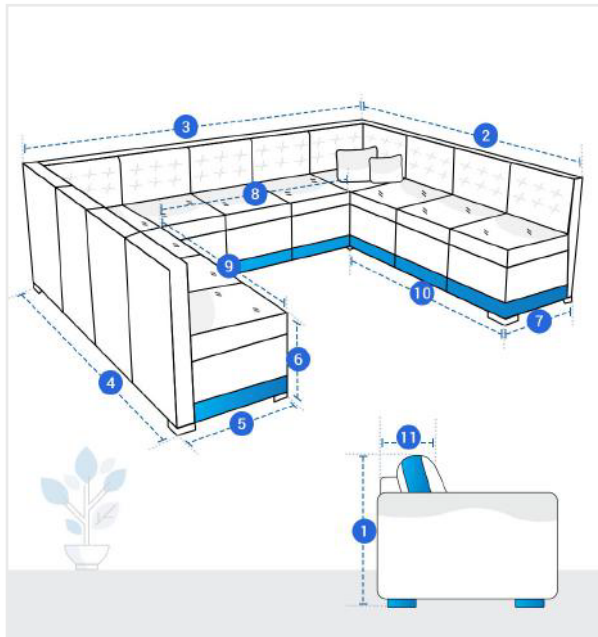


## How to Measure U Shape Sofa Covers - Design 1

### Measurement Instruction

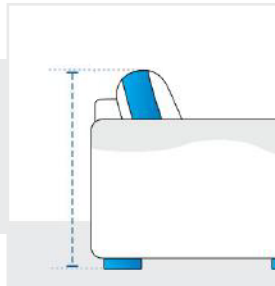
- ✓ Give exact measurement from edge to edge.
- ✓ We add 2.5 to 5 cm leeway on the given width/depth for easy pull-in and pull-out.
- ✓ The height dimensions will remain same as provided by you.



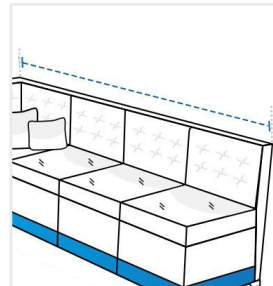
### Measurement (cm)

1. Back Height	<input type="text"/>	2. Back Right Depth	<input type="text"/>
3. Back Width	<input type="text"/>	4. Back Left Depth	<input type="text"/>
5. Front Left width	<input type="text"/>	6. Front Height	<input type="text"/>
7. Front Right width	<input type="text"/>	8. Middle Width	<input type="text"/>
9. Front Left Depth	<input type="text"/>	10. Front Right Depth	<input type="text"/>
11. Cushion Depth	<input type="text"/>		

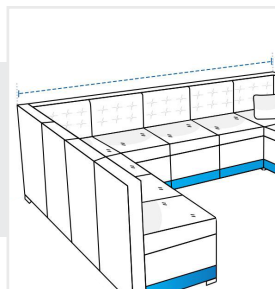
**1. Back Height:**  
Back Height of the U Shape Sofa



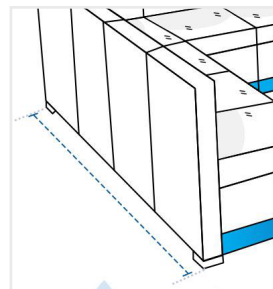
**2. Back Right Depth:**  
Back Right Depth of the U Shape Sofa



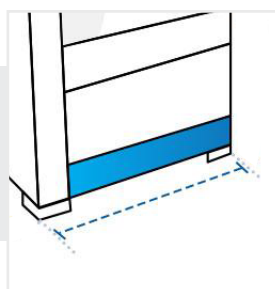
**3. Back Width:**  
Back Width of the U Shape Sofa



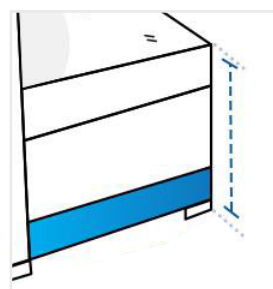
**4. Back Left Depth:**  
Back Left Depth of the U Shape Sofa



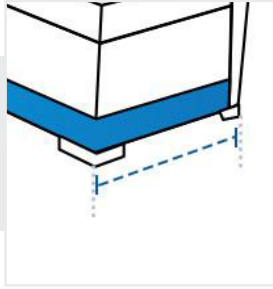
**5. Front Left width:**  
Front Left width of the U Shape Sofa



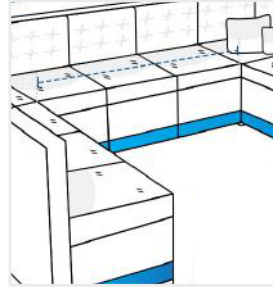
**6. Front Height:**  
Front Height of the U Shape Sofa



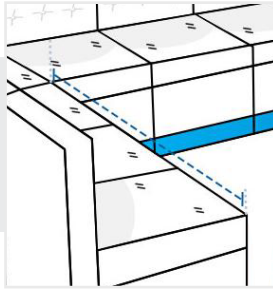
**7. Front Right width:**  
Front Right width of the  
U Shape Sofa



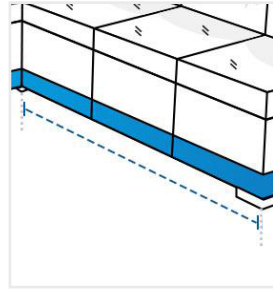
**8. Middle Width:**  
Middle Width of the  
U Shape Sofa



**9. Front Left Depth:**  
Front Left Depth of the  
U Shape Sofa



**10. Front Right Depth:**  
Front Right Depth of the  
U Shape Sofa



**11. Cushion Depth:**  
Cushion Depth of the  
U Shape Sofa

