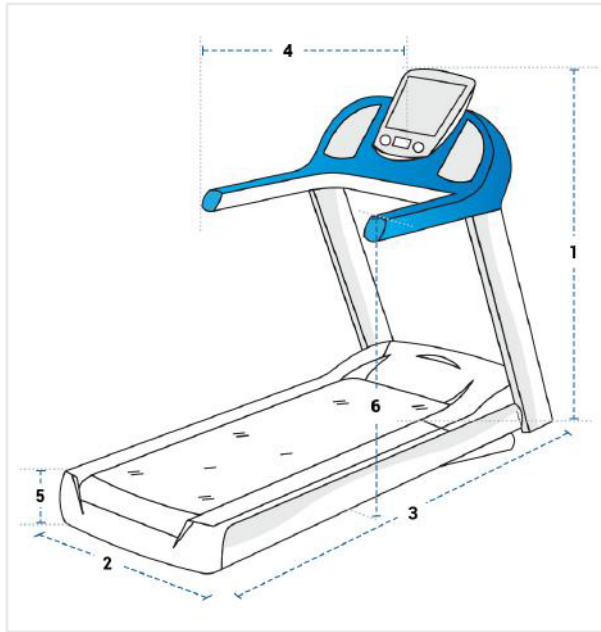


How to Measure Treadmill Covers

Measurement Instruction

- ✓ Give exact measurement from edge to edge.
- ✓ We add 2.5 to 5 cm leeway on the given width/depth for easy pull-in and pull-out.
- ✓ The height dimensions will remain same as provided by you.



Measurement (cm)

1. Total Height

2. Width

3. Depth

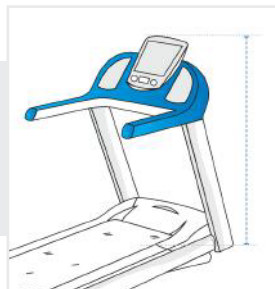
4. Top of the panel end of the Handle bar

5. Back Height

6. Height from ground to handle

1. Total Height:

Total Height of the Treadmill



2. Width:

Width of the Treadmill



3. Depth:

Depth of the Treadmill



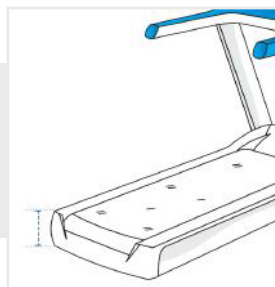
4. Top of the panel end of the Handle bar:

Top of the panel end of the Handle bar



5. Back Height:

Back Height of the Treadmill



6. Height from ground to Handle:

Height from ground to handle of the Handle bar



We encourage you to upload the image of the article you need the cover for - this helps our team ensure covers are designed keeping your requirements in mind.