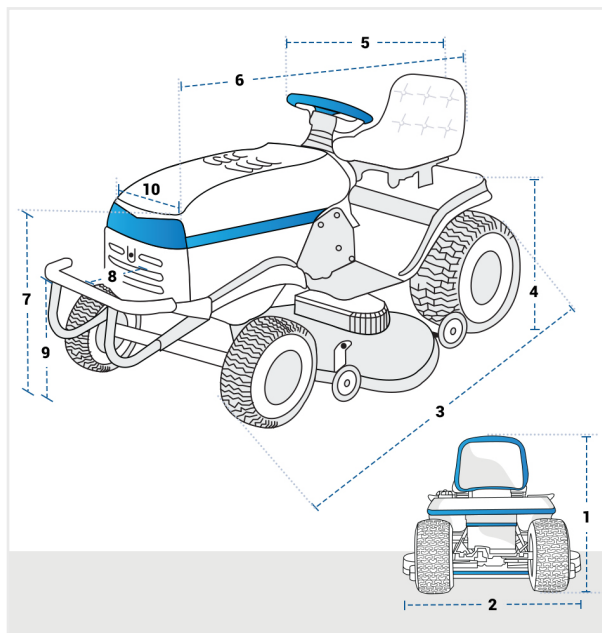


## How to Measure Tractor Covers

### Measurement Instruction

- ✓ Give exact measurement from edge to edge.
- ✓ We add 1" to 2" leeway on the given width/depth for easy pull-in and pull-out.
- ✓ The height dimensions will remain same as provided by you.

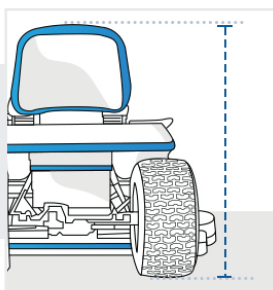


### Measurement (Inches)

1. Back Height	<input type="text"/>	2. Back Width Including Side Parts	<input type="text"/>
3. Total Depth without Bumper Guard	<input type="text"/>	4. Height#1	<input type="text"/>
5. Depth From Steering To Seat	<input type="text"/>	6. Depth From Bonnet To Seat	<input type="text"/>
7. Height From Ground To Bonnet	<input type="text"/>	8. Depth From Bumper Guard To Bonnet	<input type="text"/>
9. Height From Ground To Bumper Guard	<input type="text"/>	10. Bonnet Width	<input type="text"/>

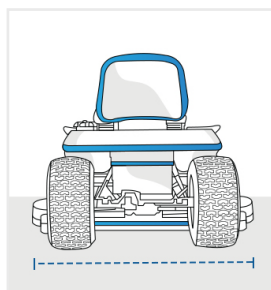
#### 1. Back Height:

Back Height of the Tractor



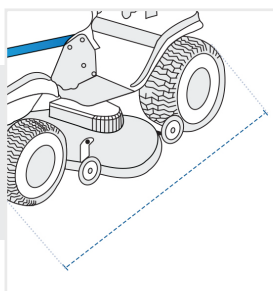
#### 2. Back Width Including Side Parts:

Back Width Including Side Parts of the Tractor



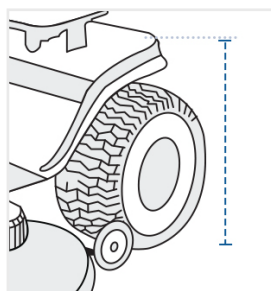
#### 3. Total Depth without Bumper Guard:

Total Depth of the Tractor



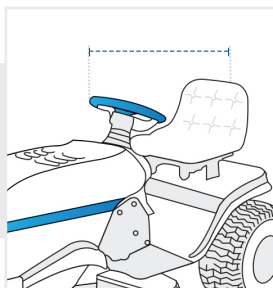
#### 4. Height#1:

Height (Side #1)



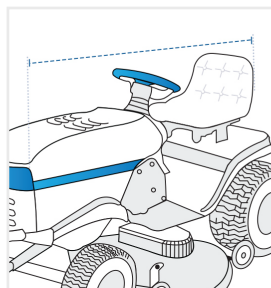
#### 5. Depth From Steering To Seat:

Depth From Steering To Seat of the Tractor



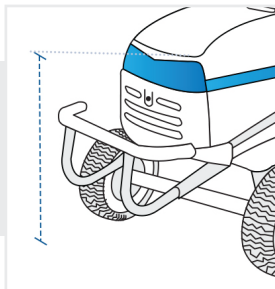
#### 6. Depth From Bonnet To Seat:

Depth From Bonnet To Seat of the Tractor




## 7. Height From Ground To Bonnet:

Height From Ground To Bonnet of the Tractor



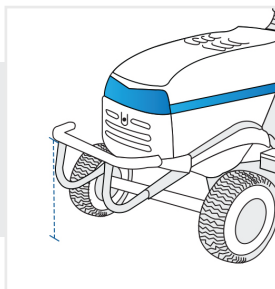
## 8. Depth From Bumper Guard To Bonnet:

Depth From Bumper Guard To Bonnet of the Tractor



## 9. Height From Ground To Bumper Guard:

Height From Ground To Bumper Guard of the Tractor



## 10. Bonnet Width:

Bonnet Width of the Tractor

