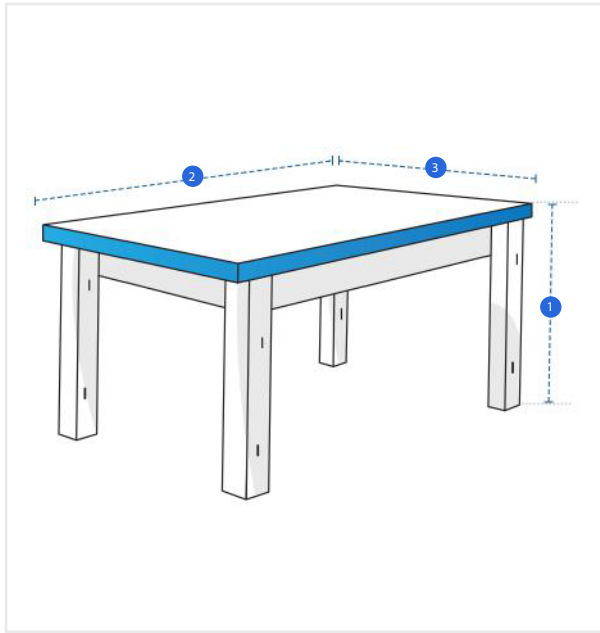


How to Measure Square Accent Covers

Measurement Instruction

- ✓ Give exact measurement from edge to edge.
- ✓ We add 2.5 to 5 cm leeway on the given width/depth for easy pull-in and pull-out.
- ✓ The height dimensions will remain same as provided by you.



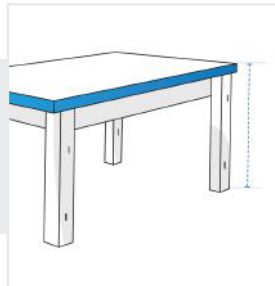
Measurement (cm)

1. Height

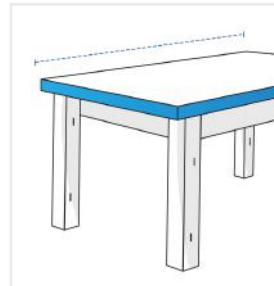
2. Width

3. Depth

1. Height:
Height of the Square Accent



2. Width:
Width of the Square Accent



3. Depth:
Depth of the Square Accent



We encourage you to upload the image of the article you need the cover for - this helps our team ensure covers are designed keeping your requirements in mind.