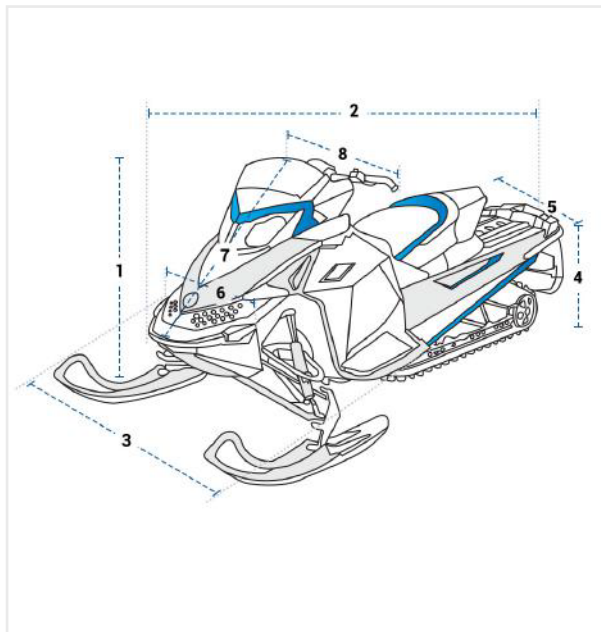


How to Measure Snow Mobile Covers

Measurement Instruction

- ✓ Give exact measurement from edge to edge.
- ✓ We add 2.5 to 5 cm leeway on the given width/depth for easy pull-in and pull-out.
- ✓ The height dimensions will remain same as provided by you.



Measurement (cm)

1. Height

2. Depth

3. Middle Width

4. Back Height

5. Back Width

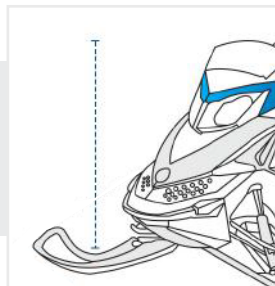
6. Front Width

7. Slant Length

8. Handle Width

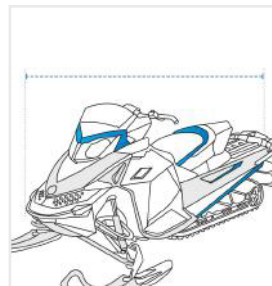
1. Height:

Height of the Snow Mobile



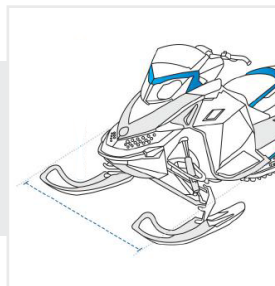
2. Depth:

Depth of the Snow Mobile



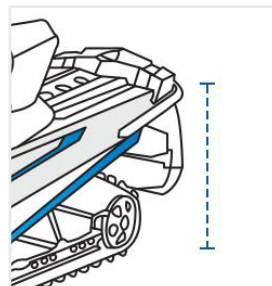
3. Middle Width:

Middle Width of the Snow Mobile



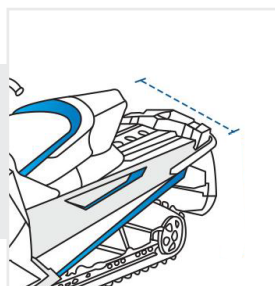
4. Back Height:

Back Height of the Snow Mobile



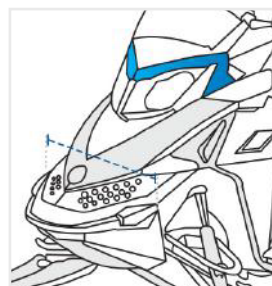
5. Back Height

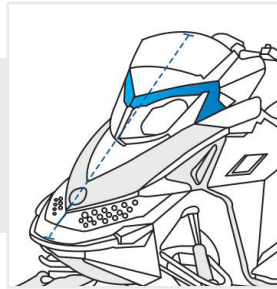
Back Height of the Snow Mobile



6. Front Width:

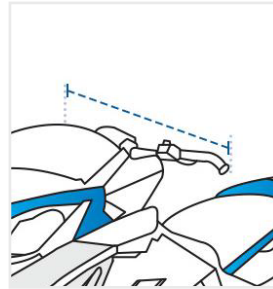
Front Width of the Snow Mobile





7. Handle Width:

Handle Width of the Snow Mobile



8. Handle Width:

Handle Width of the Snow Mobile