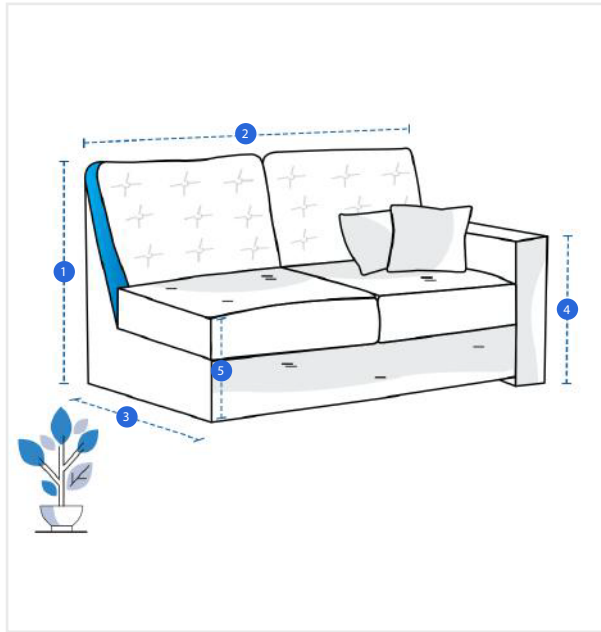


## How to Measure Right Arm Loveseat Covers

### Measurement Instruction

- ✓ Give exact measurement from edge to edge.
- ✓ We add 2.5 to 5 cm leeway on the given width/depth for easy pull-in and pull-out.
- ✓ The height dimensions will remain same as provided by you.



### Measurement (cm)

1. Height

2. Width

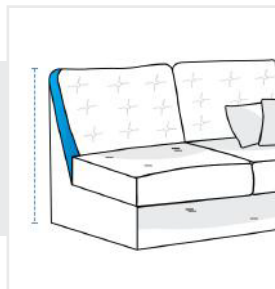
3. Depth

4. Front Height

5. Height without arm rest

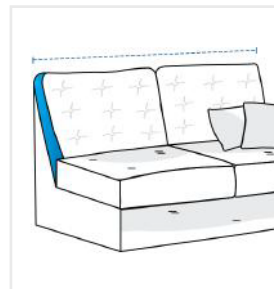
#### 1. Height:

Total height of the Right Arm Loveseat



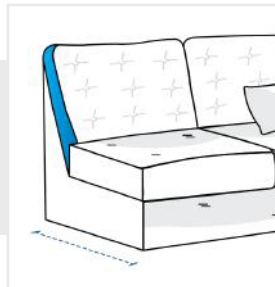
#### 2. Width:

Width of the Right Arm Loveseat



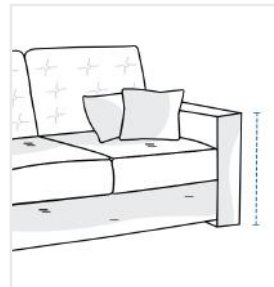
#### 3. Depth:

Depth of the Right Arm Loveseat



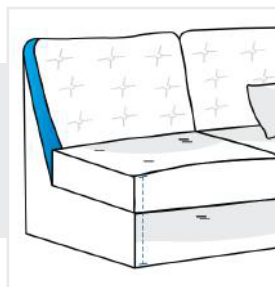
#### 4. Front Height:

Front Height of the Right Arm Loveseat



#### 5. Height without arm rest:

Height (Without arm rest)



We encourage you to upload the image of the article you need the cover for - this helps our team ensure covers are designed keeping your requirements in mind.