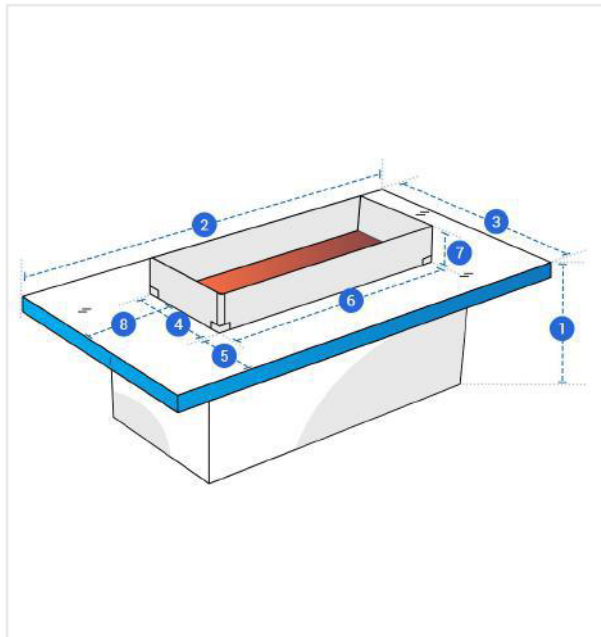


How to Measure Rectangular Fire Pit Covers - Design 5

Measurement Instruction

- ✓ Give exact measurement from edge to edge.
- ✓ "We add upto 5 cm leeway on the given width/depth for easy pull-in and pull-out."
- ✓ The height dimensions will remain same as provided by you.



Measurement (cm)

1. Height

2. Total Width

3. Depth

4. Top Box Depth

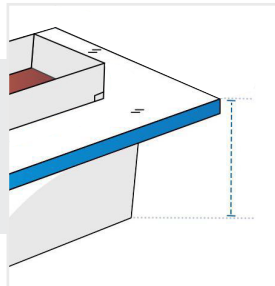
5. Distance From Top Box To Counter Edge

6. Top Box Width

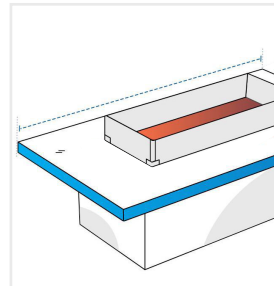
7. Top Box Height

8. Distance From Top Box To Counter Edge

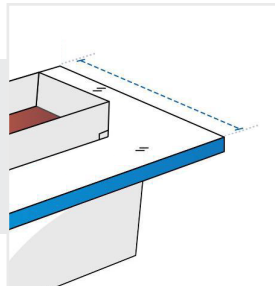
1. Height:
Height of the Rectangular Fire Pit



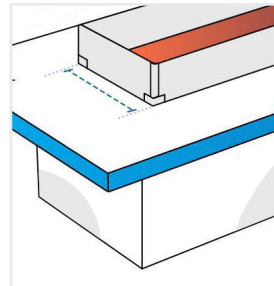
2. Total Width:
Total Width of the Rectangular Fire Pit



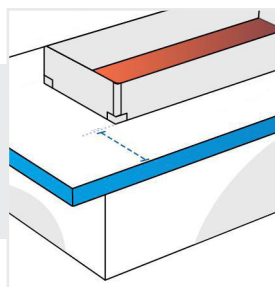
3. Depth :
Depth of the Rectangular Fire Pit



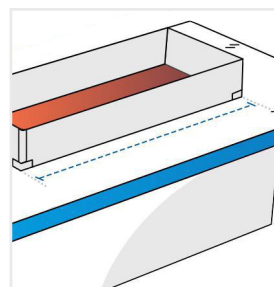
4. Top Box Depth:
Top Box Depth of the Rectangular Fire Pit



5. Distance From Top Box To Counter Edge:
Distance From Top Box To Counter Edge of the Rectangular Fire Pit

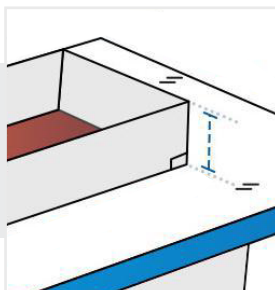


6. Top Box Width:
Top Box Width of the Rectangular Fire Pit



7. Right Side Front Width:

Right Side Front Width of the Rectangular Fire Pit



8. Distance From Top Box Depth To Counter Edge:

Distance From Top Box Depth To Counter Edge of the Rectangular Fire Pit

