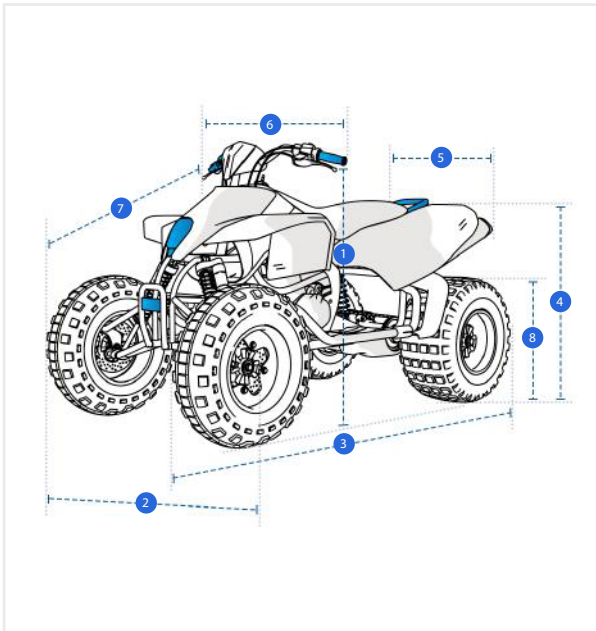


How to Measure Power Sports Equipment Covers

Measurement Instruction

- ✓ Give exact measurement from edge to edge.
- ✓ We add 2.5 to 5 cm leeway on the given width/depth for easy pull-in and pull-out.
- ✓ The height dimensions will remain same as provided by you.



Measurement (cm)

1. Height #1

2. Width

3. Depth

4. Back Height

5. Back Width

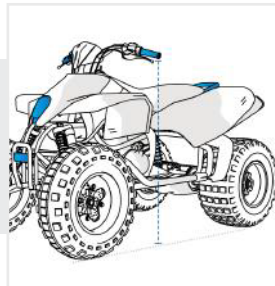
6. Handle Width

7. Distance From Tyre To Handle

8. Height #2

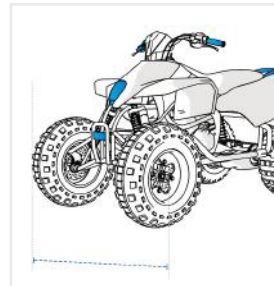
1. Height #1:

Height #1 of the Power Sports Equipment



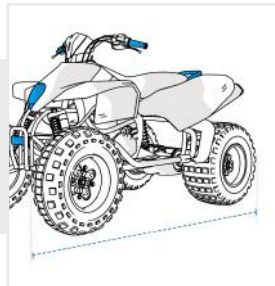
2. Width:

Width of the Power Sports Equipment



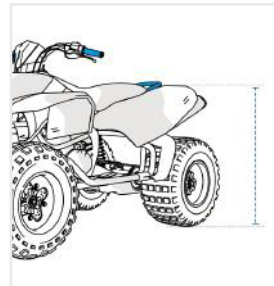
3. Depth:

Depth of the Power Sports Equipment



4. Back Height:

Back height of the Power Sports Equipment



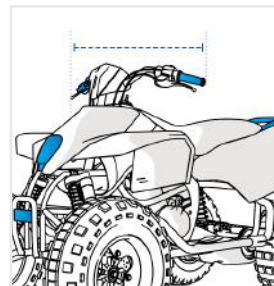
5. Back Width:

Back Width of the Power Sports Equipment

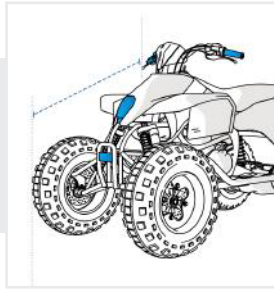


6. Handle Width:


Width of the handle



7. Distance From Tyre To Handle :
Distance From Tyre To Handle



8. Height #2:
Height #2 of the Power Sports Equipment



We encourage you to upload the image of the article you need the cover for - this helps our team ensure covers are designed keeping your requirements in mind.