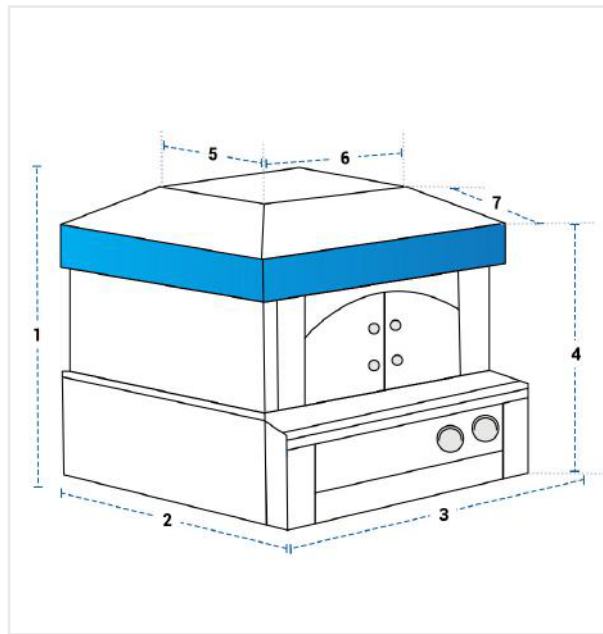


# How to Measure Outdoor Pizza Oven Covers - Design 5

## Measurement Instruction

- ✓ Give exact measurement from edge to edge.
- ✓ We add 2.5 to 5 cm leeway on the given width/depth for easy pull-in and pull-out.
- ✓ The height dimensions will remain same as provided by you.



### Measurement (cm)

1. Total Height

2. Bottom Depth

3. Bottom Width

4. Front Height

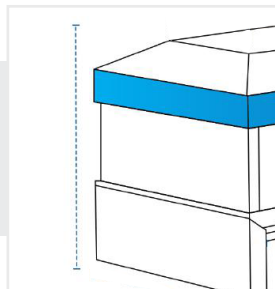
5. Top Depth

6. Top Width

7. Inclined Length

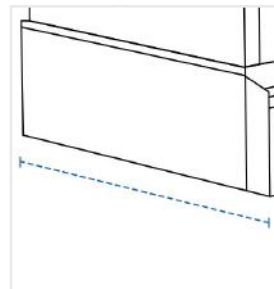
### 1. Total Height:

Total Height of the Outdoor Pizza Oven



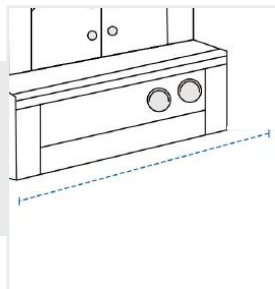
### 2. Bottom Depth:

Bottom Depth of the Outdoor Pizza Oven



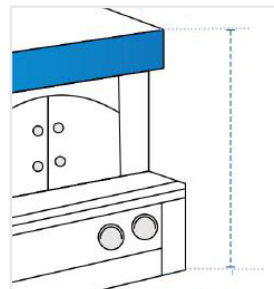
### 3. Bottom Width:

Bottom Width of the Outdoor Pizza Oven



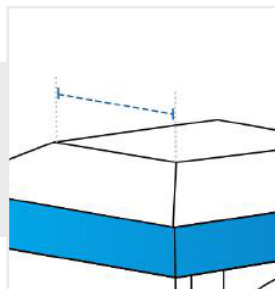
### 4. Front Height:

Front Height of the Outdoor Pizza Oven



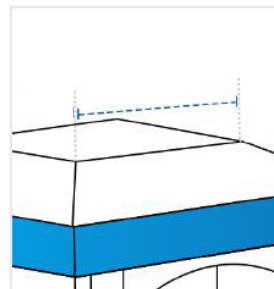
### 5. Top Depth:

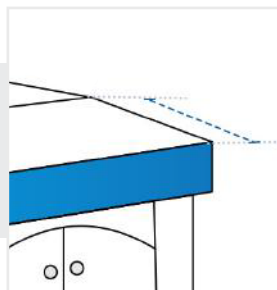
Top Depth of the Outdoor Pizza Oven



### 6. Top Width:

Top Width of the Outdoor Pizza Oven





**7. Inclined Length:**  
Inclined Length of the  
Outdoor Pizza Oven

We encourage you to upload the image of the article you need the cover for - this helps our team ensure covers are designed keeping your requirements in mind.