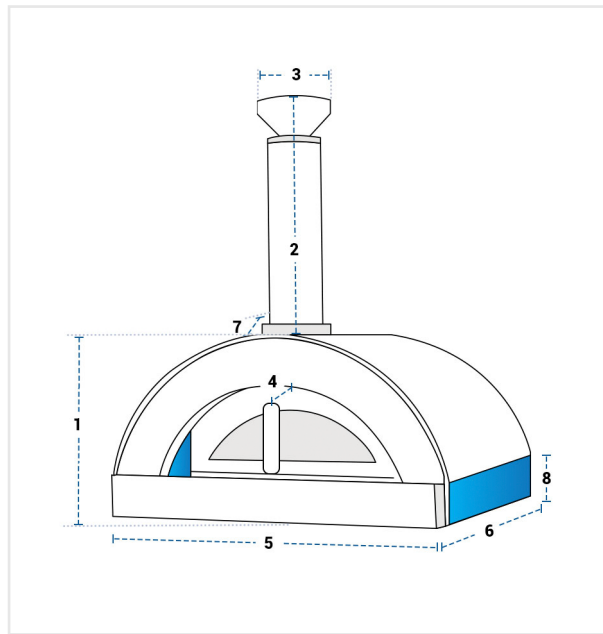


# How to Measure Outdoor Pizza Oven Covers - Design 4

## Measurement Instruction

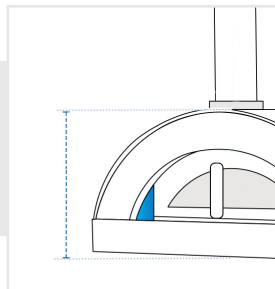
- ✓ Give exact measurement from edge to edge.
- ✓ We add 2.5 to 5 cm leeway on the given width/depth for easy pull-in and pull-out.
- ✓ The height dimensions will remain same as provided by you.



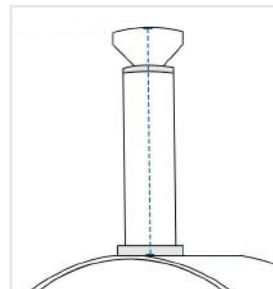
### Measurement (cm)

1. Height	<input type="text"/>	2. Height of Chimney	<input type="text"/>
3. Diameter of Chimney	<input type="text"/>	4. Handle Depth	<input type="text"/>
5. Width	<input type="text"/>	6. Depth	<input type="text"/>
7. Depth from front to chimney	<input type="text"/>	8. Height #1	<input type="text"/>

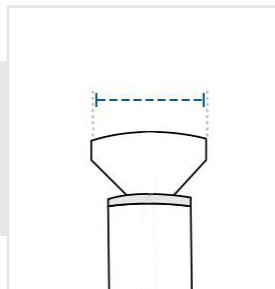
**1. Height:**  
Height of the Outdoor Pizza Oven



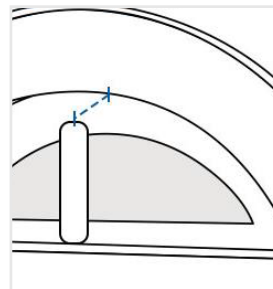
**2. Height of chimney:**  
Height of chimney of the Outdoor Pizza Oven



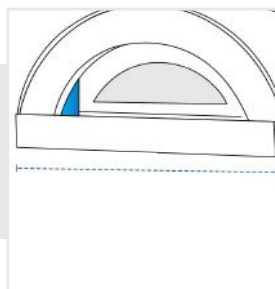
**3. Diameter of Chimney:**  
Diameter of chimney of the Outdoor Pizza Oven



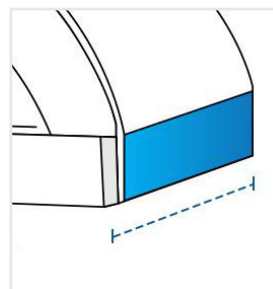
**4. Handle Depth:**  
Handle Depth of the Outdoor Pizza Oven

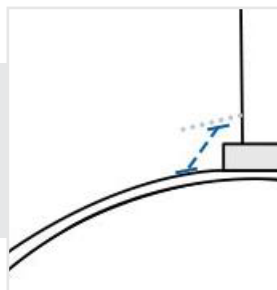


**5. Width:**  
Width of the Outdoor Pizza Oven



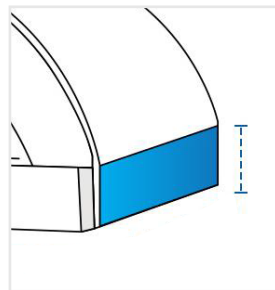
**6. Depth:**  
Depth of the Outdoor Pizza Oven





**7. Depth from front to chimney:**

Depth from front to chimney of the Outdoor Pizza Oven



**8. Height #1:**

Height (Side #1)