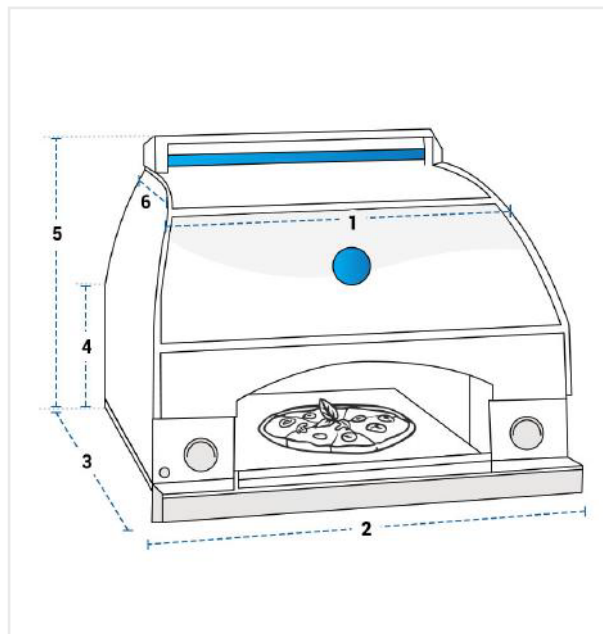


# How to Measure Outdoor Pizza Oven Covers - Design 2

## Measurement Instruction

- ✓ Give exact measurement from edge to edge.
- ✓ We add 2.5 to 5 cm leeway on the given width/depth for easy pull-in and pull-out.
- ✓ The height dimensions will remain same as provided by you.



### Measurement (cm)

1. Top Width

2. Bottom Width

3. Bottom Depth

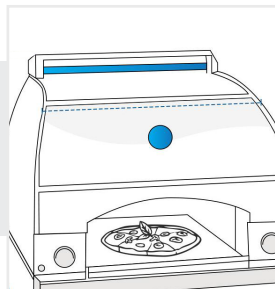
4. Height #1

5. Back Height

6. Top Depth


#### 1. Top Width:

Top Width of the Outdoor Pizza Oven



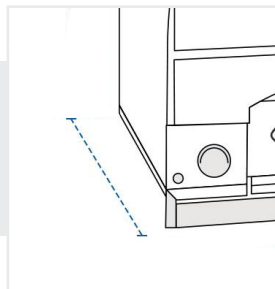
#### 2. Bottom Width:

Bottom Width of the Outdoor Pizza Oven



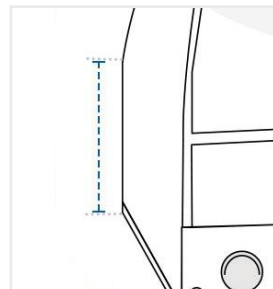
#### 3. Bottom Depth:

Bottom Depth of the Outdoor Pizza Oven



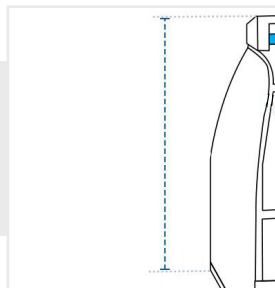
#### 4. Height #1:

Height (side of #1) of the Outdoor Pizza Oven



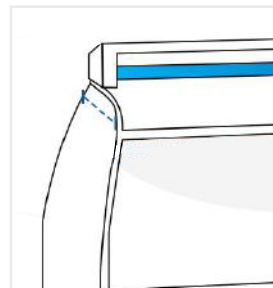
#### 5. Back Height:

Back Height of the Outdoor Pizza Oven



#### 6. Total Depth:

Total depth of the Outdoor Pizza Oven



We encourage you to upload the image of the article you need the cover for - this helps our team ensure covers are designed keeping your requirements in mind.