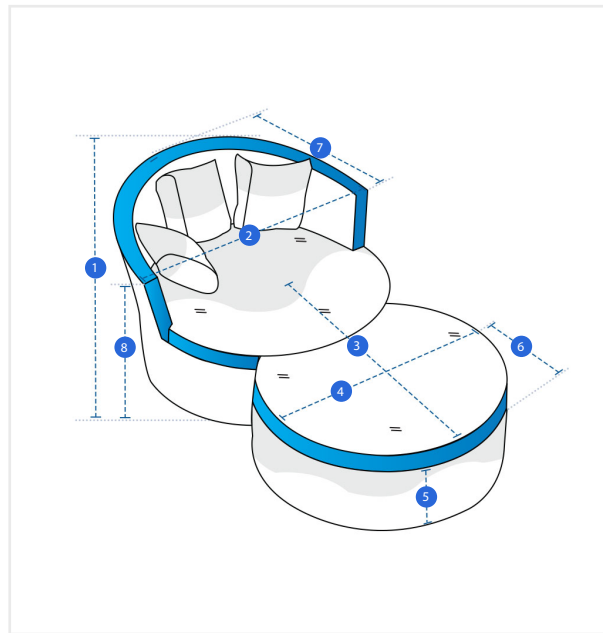


How to Measure Outdoor Daybed Covers - Design 5

Measurement Instruction

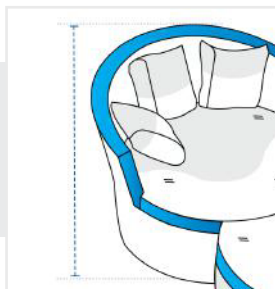
- ✓ Give exact measurement from edge to edge.
- ✓ We add 2.5 to 5 cm leeway on the given width/depth for easy pull-in and pull-out.
- ✓ The height dimensions will remain same as provided by you.



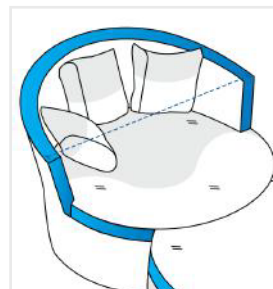
Measurement (cm)

1. Height	<input type="text"/>	2. Width #1	<input type="text"/>
3. Depth	<input type="text"/>	4. Width #2	<input type="text"/>
5. Front Height	<input type="text"/>	6. Front Depth	<input type="text"/>
7. Top Depth	<input type="text"/>	8. Height of Arm from Ground	<input type="text"/>

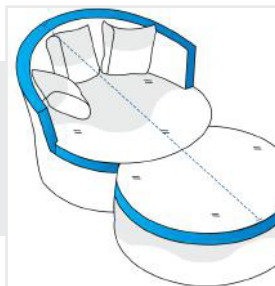
1. Height:
Height of the Outdoor Daybed



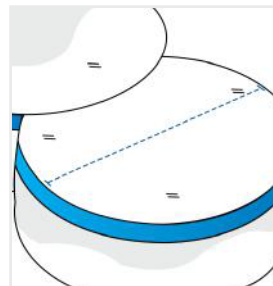
2. Width #1:
Width (Side #1)



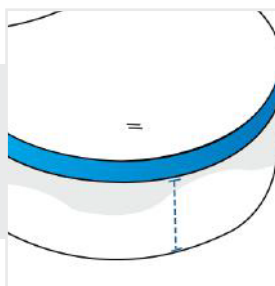
3. Depth:
Depth of the Outdoor Daybed



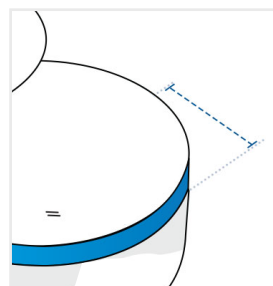
4. Width #2:
Width (Side #2)



5. Front Height:
Front Height of the Outdoor Daybed

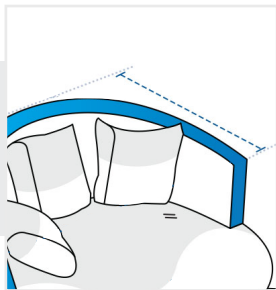


6. Front Depth:
Front Depth of the Outdoor Daybed



7. Top Depth:

Top Depth of the Outdoor Daybed



8. Height of Arm from Ground:

Height of Arm from Ground of the Outdoor Daybed

