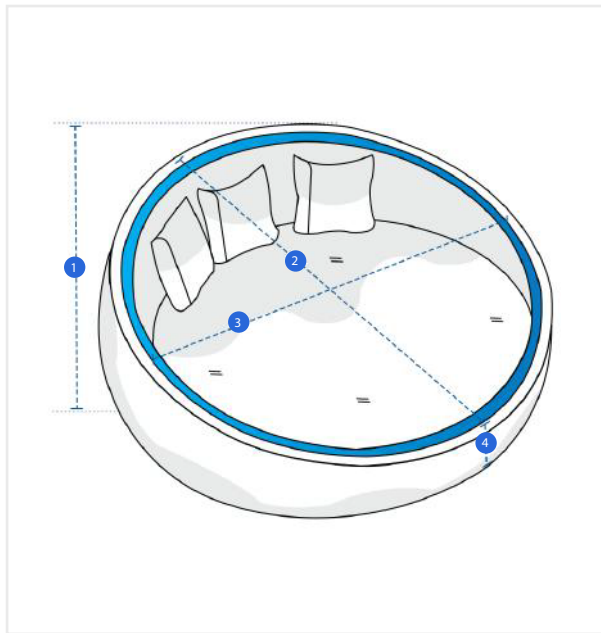


How to Measure Outdoor Daybed Covers - Design 4

Measurement Instruction

- ✓ Give exact measurement from edge to edge.
- ✓ We add 2.5 to 5 cm leeway on the given width/depth for easy pull-in and pull-out.
- ✓ The height dimensions will remain same as provided by you.



Measurement (cm)

1. Height

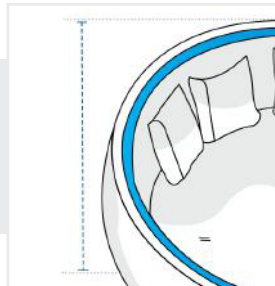
2. Diameter #1

3. Diameter #2

4. Front Height

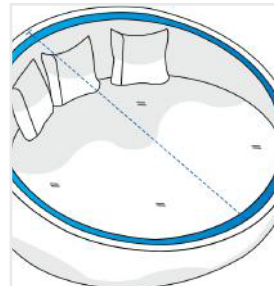
1. Height:

Height of the Outdoor Daybed



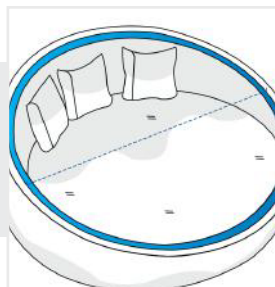
2. Diameter #1:

Diameter (Side #1)



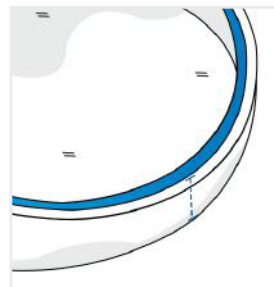
3. Diameter #2:

Diameter (Side #2)



4. Front Height:

Front Height of the Outdoor Daybed



We encourage you to upload the image of the article you need the cover for - this helps our team ensure covers are designed keeping your requirements in mind.