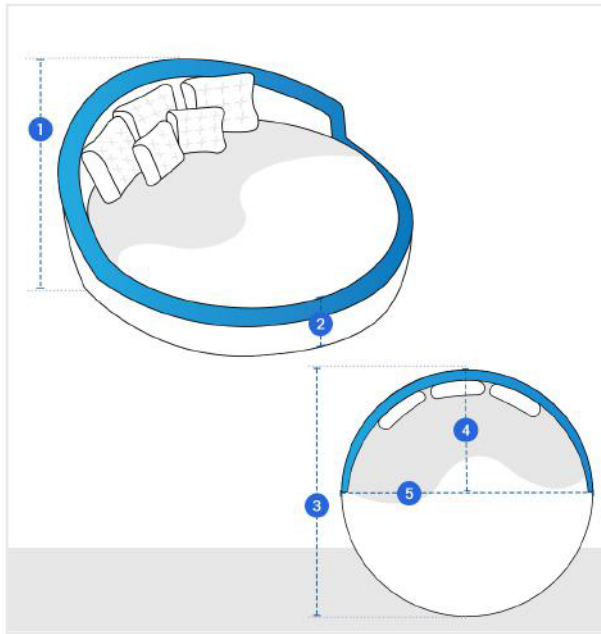


How to Measure Outdoor Daybed Covers - Design 1

Measurement Instruction

- ✓ Give exact measurement from edge to edge.
- ✓ We add 2.5 to 5 cm leeway on the given width/depth for easy pull-in and pull-out.
- ✓ The height dimensions will remain same as provided by you.



Measurement (cm)

1. Back Height

2. Front Height

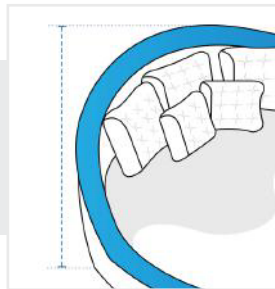
3. Total Depth

4. Depth of Curve

5. Diameter

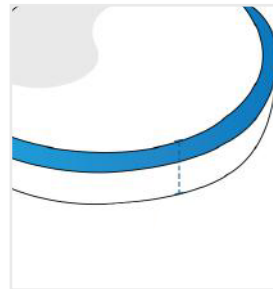
1. Back Height:

Back Height of the Outdoor Daybed



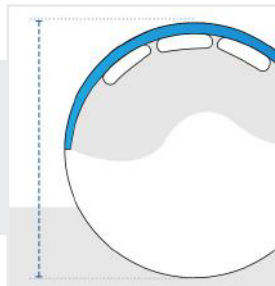
2. Front Height:

Front Height of the Outdoor Daybed



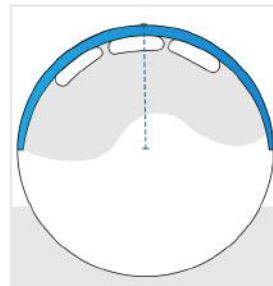
3. Total Depth:

Total Depth of the Outdoor Daybed



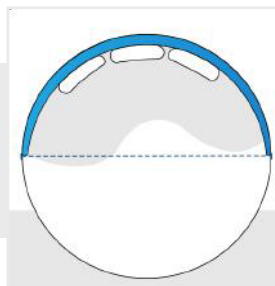
4. Depth of Curve :

Depth of Curve of the Outdoor Daybed



5. Diameter:

Diameter of the Outdoor Daybed



We encourage you to upload the image of the article you need the cover for - this helps our team ensure covers are designed keeping your requirements in mind.