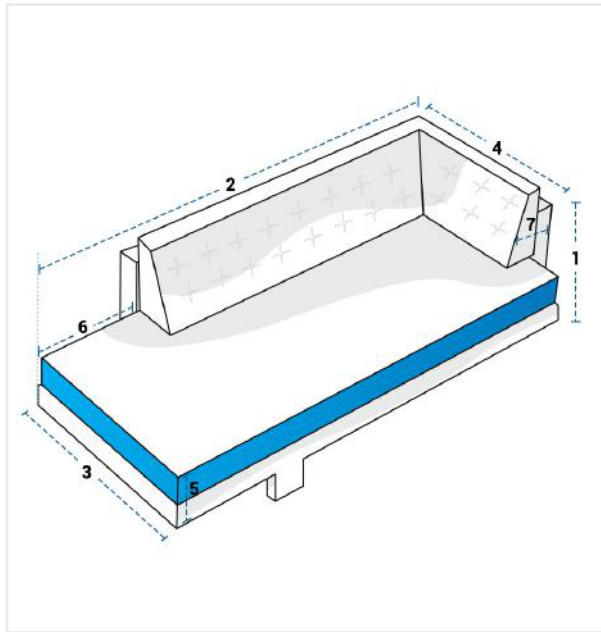


How to Measure Outdoor Daybed Covers - Design 14

Measurement Instruction

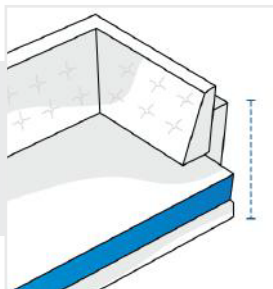
- ✓ Give exact measurement from edge to edge.
- ✓ We add 2.5 to 5 cm leeway on the given width/depth for easy pull-in and pull-out.
- ✓ The height dimensions will remain same as provided by you.



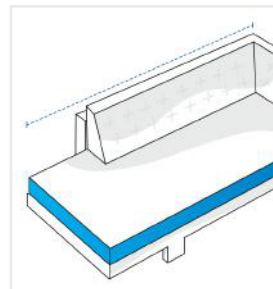
Measurement (cm)

1. Height	<input type="text"/>	2. Width	<input type="text"/>
3. Depth	<input type="text"/>	4. Depth #2	<input type="text"/>
5. Front Height	<input type="text"/>	6. Width #2	<input type="text"/>
7. Cushion Depth	<input type="text"/>		

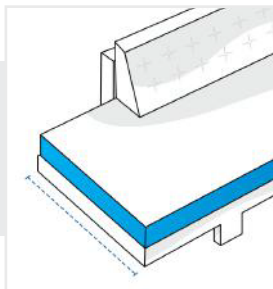
1. Height:
Height of the Outdoor Daybed



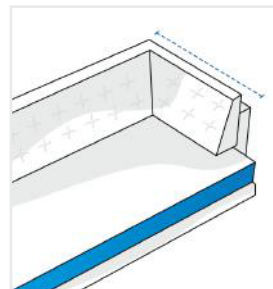
2. Width:
Width of the Outdoor Daybed



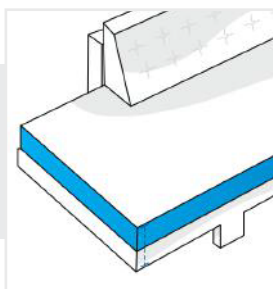
3. Depth:
Depth (Side #1)



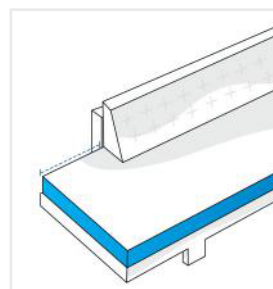
4. Depth #2:
Depth (Side #2)

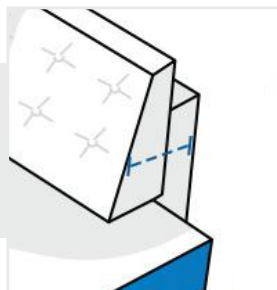


5. Front Height:
Front Height of the Outdoor Daybed



6. Width #2:
Width (Side #2)





7. Cushion Depth:
Cushion Depth of the
Outdoor Daybed