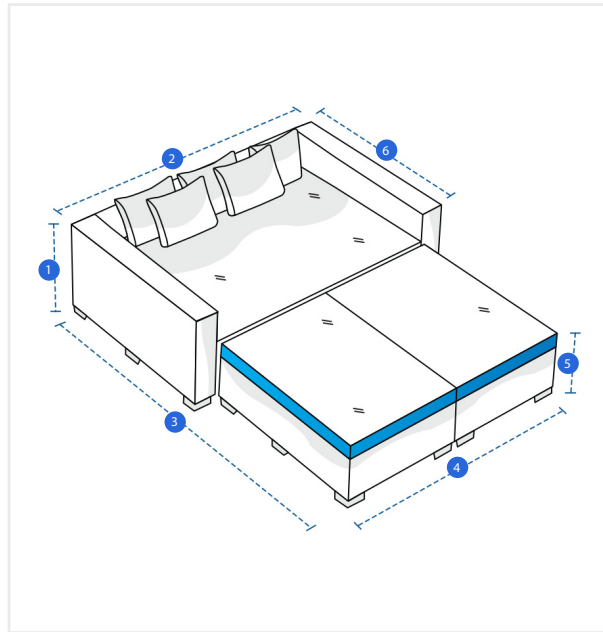


# How to Measure Outdoor Daybed Covers - Design 12

## Measurement Instruction

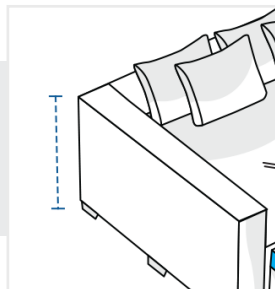
- ✓ Give exact measurement from edge to edge.
- ✓ We add 2.5 to 5 cm leeway on the given width/depth for easy pull-in and pull-out.
- ✓ The height dimensions will remain same as provided by you.



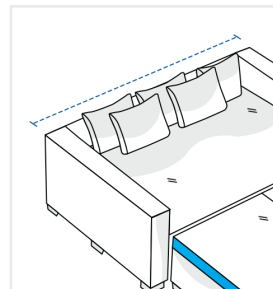
### Measurement (cm)

1. Height	<input type="text"/>	2. Width	<input type="text"/>
3. Depth	<input type="text"/>	4. Front Width	<input type="text"/>
5. Front Height	<input type="text"/>	6. Depth #2	<input type="text"/>

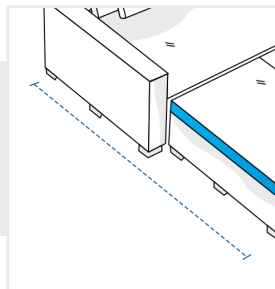
**1. Height:**  
Height of the Outdoor Daybed



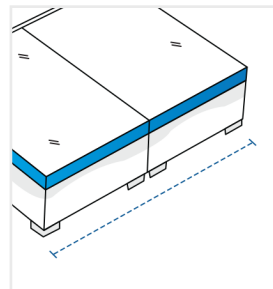
**2. Width:**  
Width of the Outdoor Daybed



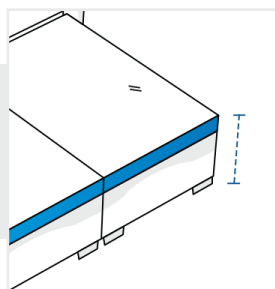
**3. Depth:**  
Depth of the Outdoor Daybed



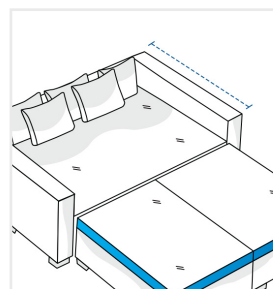
**4. Front Width:**  
Front Width of the Outdoor Daybed



**5. Front Height:**  
Front Height of the Outdoor Daybed



**6. Depth #2:**  
Depth (Side #2)



We encourage you to upload the image of the article you need the cover for - this helps our team ensure covers are designed keeping your requirements in mind.