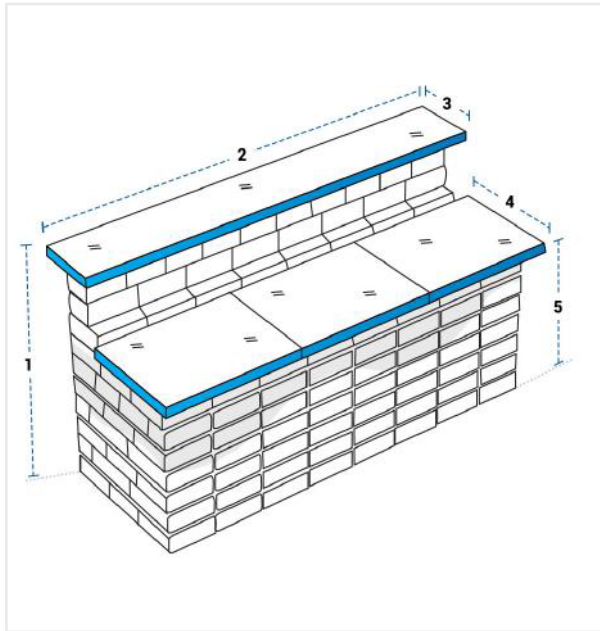


# How to Measure Outdoor Bar Island Covers - Design 6

## Measurement Instruction

- ✓ Give exact measurement from edge to edge.
- ✓ We add 2.5 to 5 cm leeway on the given width/depth for easy pull-in and pull-out.
- ✓ The height dimensions will remain same as provided by you.

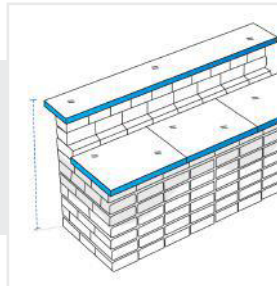


### Measurement (cm)

1. Back Height	<input type="text"/>	2. Width	<input type="text"/>
3. Upper Depth	<input type="text"/>	4. Middle Depth	<input type="text"/>
5. Front Height	<input type="text"/>		

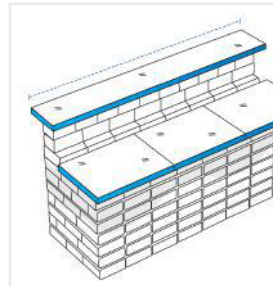
#### 1. Back Height:

Back Height of the Outdoor Bar Island



#### 2. Width:

Width of the Outdoor Bar Island



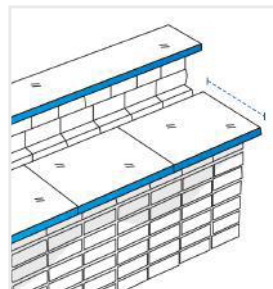
#### 3. Upper Depth:

Upper Depth of the Outdoor Bar Island



#### 4. Middle Depth:

Middle Depth of the Outdoor Bar Island



#### 5. Front Height:

Front height of the Outdoor Bar Island

