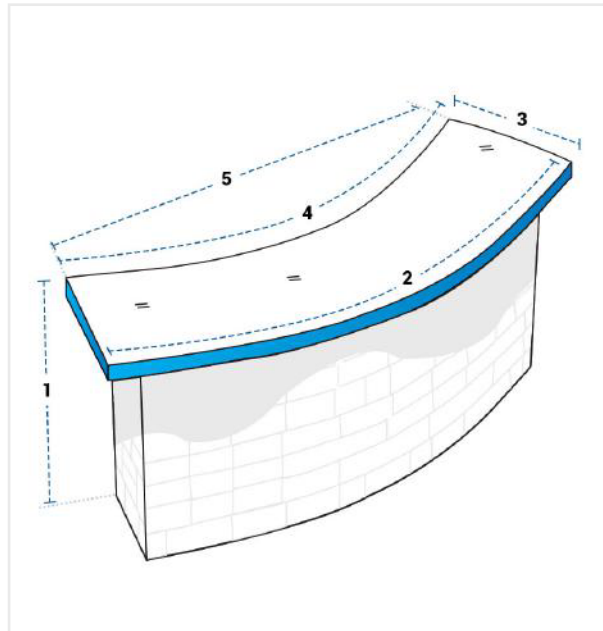


How to Measure Outdoor Bar Island Covers - Design 5

Measurement Instruction

- ✓ Give exact measurement from edge to edge.
- ✓ We add 2.5 to 5 cm leeway on the given width/depth for easy pull-in and pull-out.
- ✓ The height dimensions will remain same as provided by you.



Measurement (cm)

1. Height

2. Front Curve

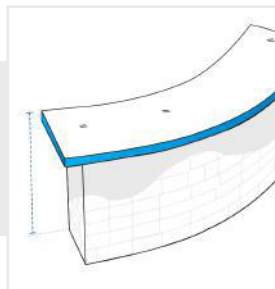
3. Depth

4. Back Curve

5. Width

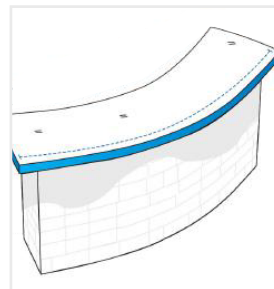
1. Height:

Height of the Outdoor Bar Island




2. Front Curve:

Front Curve of the Outdoor Bar Island



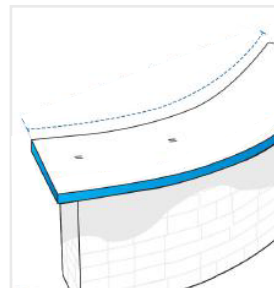
3. Depth:

Depth of the Outdoor Bar Island



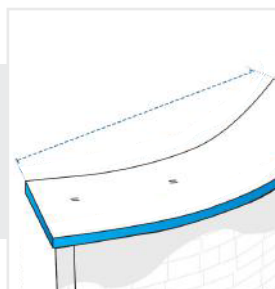
4. Back Curve:

Back Curve of the Outdoor Bar Island



5. Width:

Width of the Outdoor Bar Island



We encourage you to upload the image of the article you need the cover for - this helps our team ensure covers are designed keeping your requirements in mind.