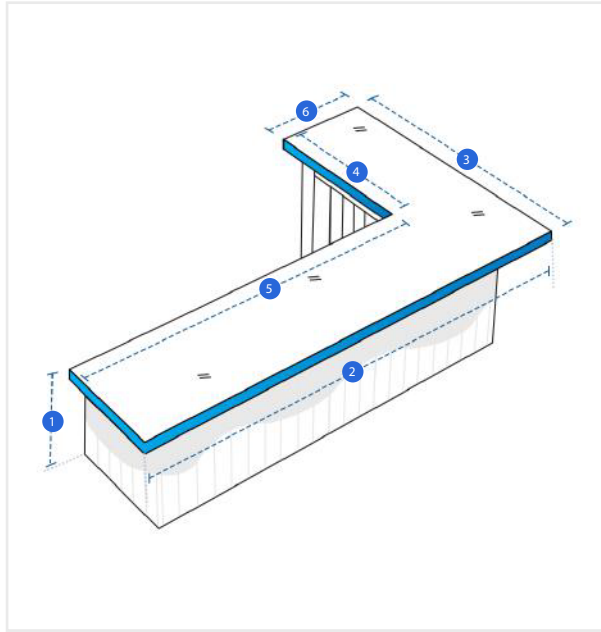


How to Measure Outdoor Bar Island Covers - Design 3

Measurement Instruction

- ✓ Give exact measurement from edge to edge.
- ✓ We add 2.5 to 5 cm leeway on the given width/depth for easy pull-in and pull-out.
- ✓ The height dimensions will remain same as provided by you.



Measurement (cm)

1. Height

2. Outer Width

3. Right Outer Depth

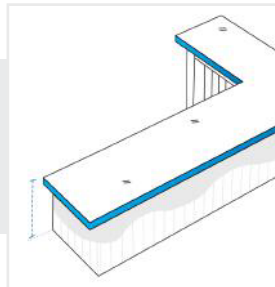
4. Right Inner Depth

5. Inner Width

6. Arm Width

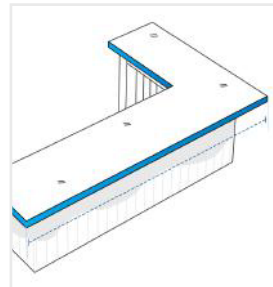
1. Height:

Height of the Outdoor Bar Island



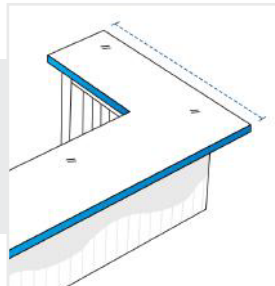
2. Outer Width:

Outer Width of the Outdoor Bar Island



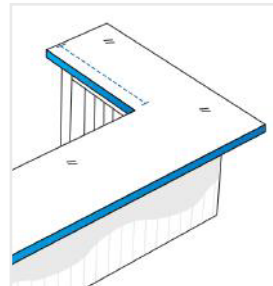
3. Right Outer Depth:

Right Outer Depth of the Outdoor Bar Island



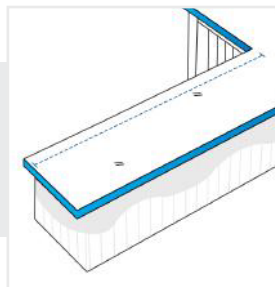
4. Right Inner Depth:

Right Inner Depth of the Outdoor Bar Island



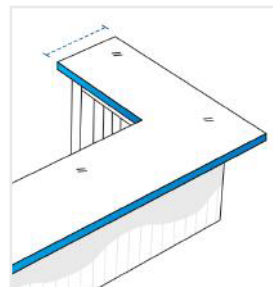
5. Inner Width:

Inner Width of the Outdoor Bar Island



6. Arm Width:

Arm Width of the Outdoor Bar Island



We encourage you to upload the image of the article you need the cover for - this helps our team ensure covers are designed keeping your requirements in mind.