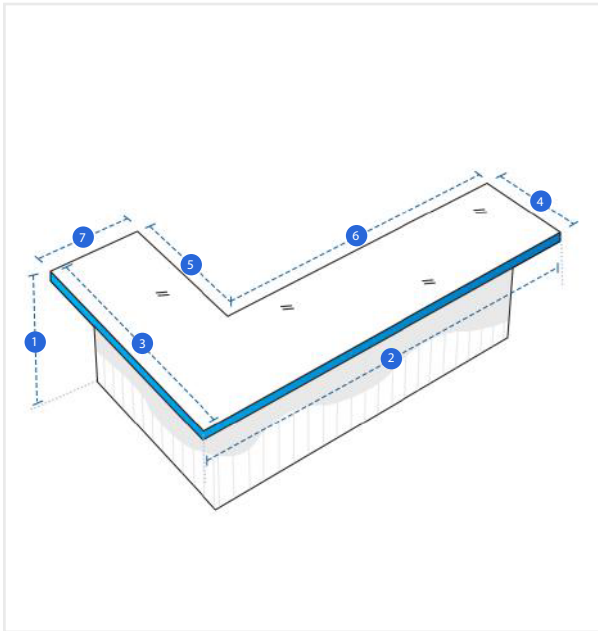


How to Measure Outdoor Bar Island Covers - Design 2

Measurement Instruction

- ✓ Give exact measurement from edge to edge.
- ✓ We add 2.5 to 5 cm leeway on the given width/depth for easy pull-in and pull-out.
- ✓ The height dimensions will remain same as provided by you.



Measurement (cm)

1. Height

2. Width

3. Left Outer Depth

4. Depth

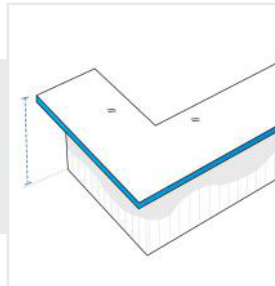
5. Left Inner Depth

6. Inner Width

7. Arm Width

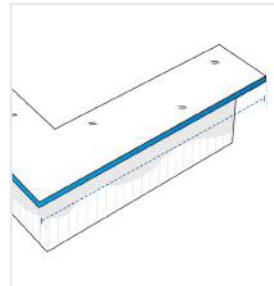
1. Height:

Height of the Outdoor Bar Island



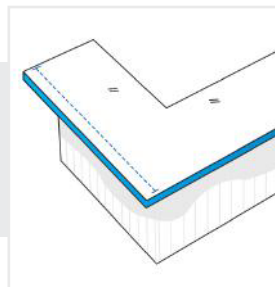
2. Width:

Width of the Outdoor Bar Island



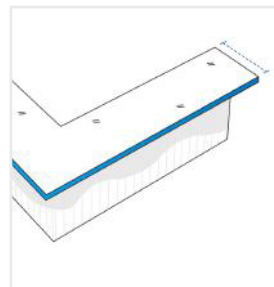
3. Left Outer Depth:

Outer Depth (Left) of the Outdoor Bar Island



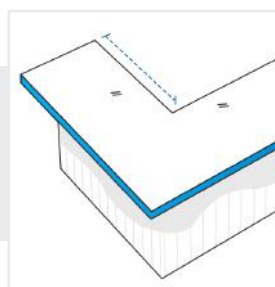
4. Depth:

Depth of the Outdoor Bar Island



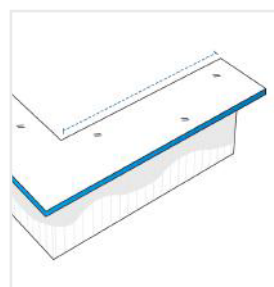
5. Left Inner Depth:

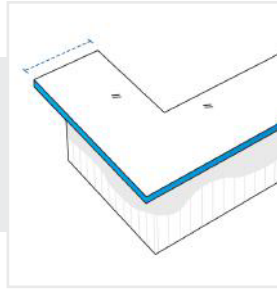
Inner Depth (Left) of the Outdoor Bar Island



6. Inner Width:

Inner Width of the Outdoor Bar Island





7. Arm Width:

Arm Width of the Outdoor Bar Island

We encourage you to upload the image of the article you need the cover for - this helps our team ensure covers are designed keeping your requirements in mind.