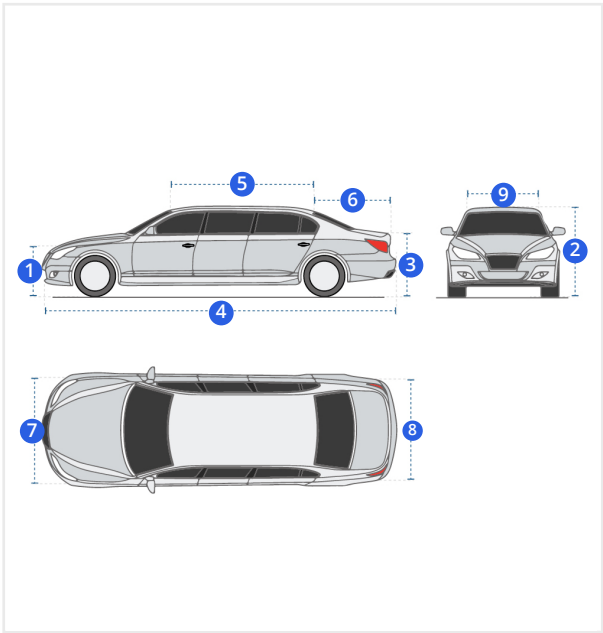


How to Measure Limo Car Cover

Measurement Instruction

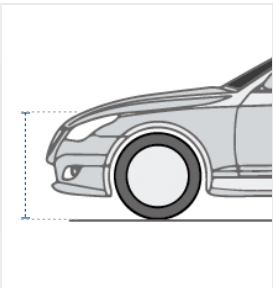
- ✓ Give exact measurement from edge to edge.
- ✓ The height dimensions will remain same as provided by you.
- ✓ We add 1" to 2" leeway on the given width/depth for easy pull-in and pull-out.



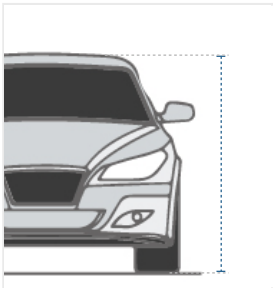
Measurement (Inches)

|                    |                      |                          |                      |
|--------------------|----------------------|--------------------------|----------------------|
| 1. Front Height    | <input type="text"/> | 2. Middle Maximum Height | <input type="text"/> |
| 3. Back Height     | <input type="text"/> | 4. Total Length          | <input type="text"/> |
| 5. Top Roof Length | <input type="text"/> | 6. Back Length           | <input type="text"/> |
| 7. Front Width     | <input type="text"/> | 8. Rear Width            | <input type="text"/> |
| 9. Top Roof Width  | <input type="text"/> |                          |                      |

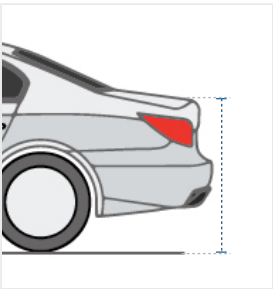
**1. Front Height:**  
Front Height of the Car



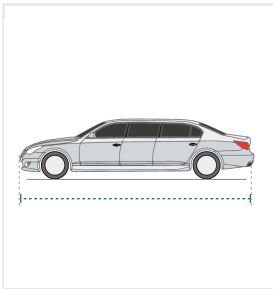
**2. Middle Maximum Height:**  
Middle Maximum Height of the Car



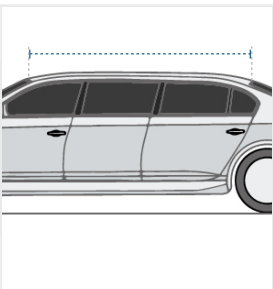
**3. Back Height:**  
Back Height of the Car



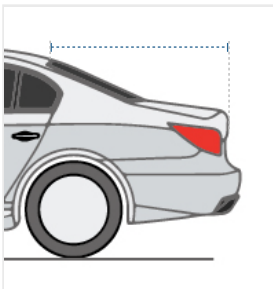
**4. Total Length:**  
Total Length of the Car



**5. Top Roof Length:**  
Top Roof Length of the Car

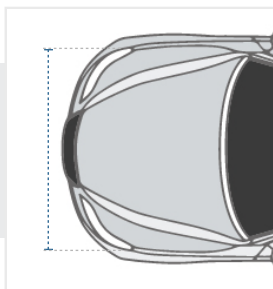


**6. Back Length:**  
Back Length of the Car



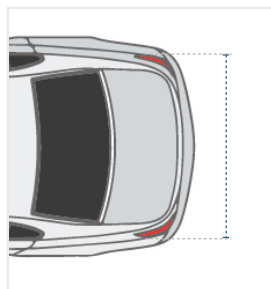
## 7. Front Width:

Front Width of the Car



## 8. Rear Width:

Rear Width of the Car



## 9. Top Roof Width:

Top Roof Width of the Car

