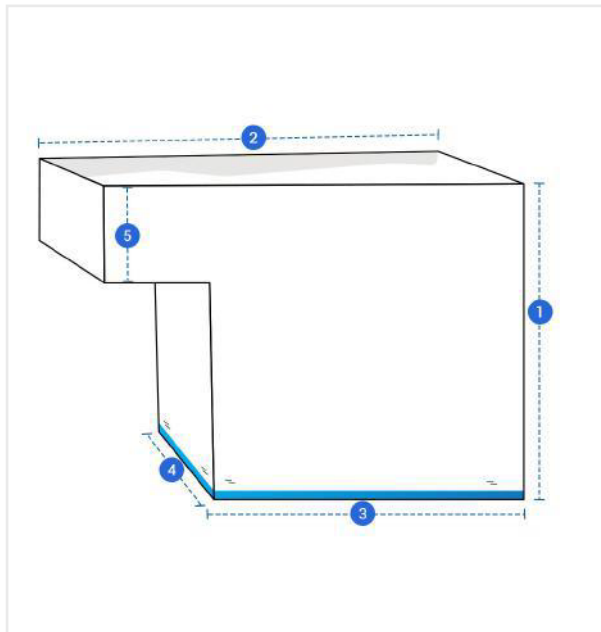


How to Measure L Shape Cushion Cover

Measurement Instruction


- ✓ Give exact measurement from edge to edge.
- ✓ We add 0 to -2.5 cm size variance on the given width/depth for perfect fit.
- ✓ The height dimensions will remain same as provided by you.



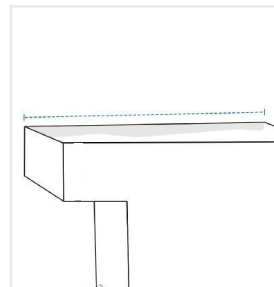
Measurement (cm)

1. Height	<input type="text"/>	2. Top Width	<input type="text"/>
3. Bottom Width	<input type="text"/>	4. Thickness	<input type="text"/>
5. Edge	<input type="text"/>		

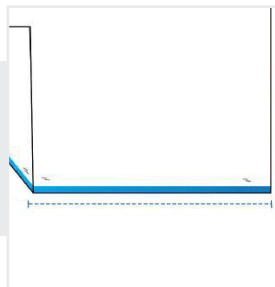
1. Height:
Height of the L Shape Cushion



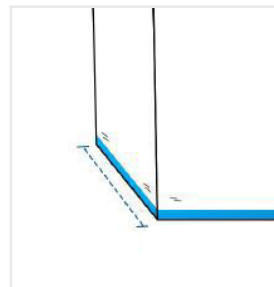
2. Top Width:
Top Width of the L Shape Cushion



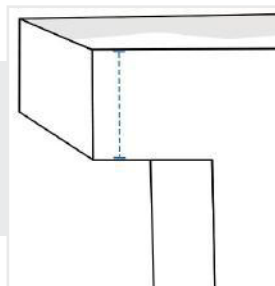
3. Bottom Width:
Bottom Width of the L Shape Cushion



4. Thickness:
Thickness of the L Shape Cushion



5. Edge:
Edge of the L Shape Cushion



We encourage you to upload the image of the article you need the cover for - this helps our team ensure covers are designed keeping your requirements in mind.