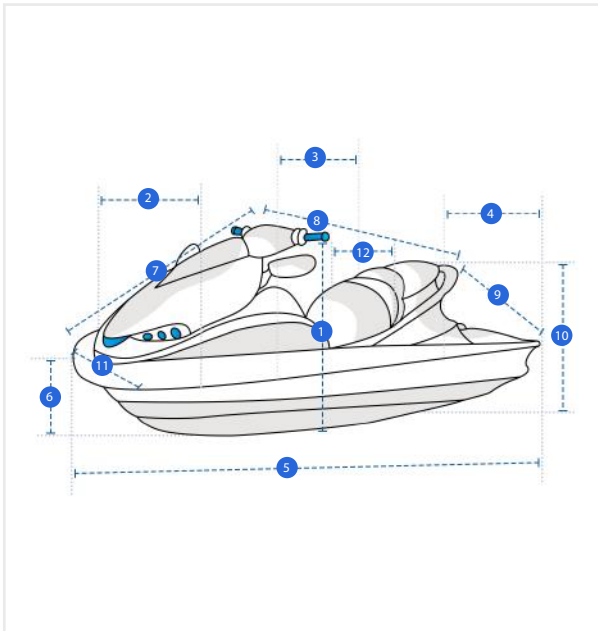


How to Measure Jet Ski Covers?

Measurement Instruction

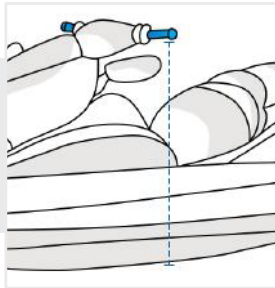
- ✓ Give exact measurement from edge to edge.
- ✓ We add 2.5 to 5 cm leeway on the given width/depth for easy pull-in and pull-out.
- ✓ The height dimensions will remain same as provided by you.



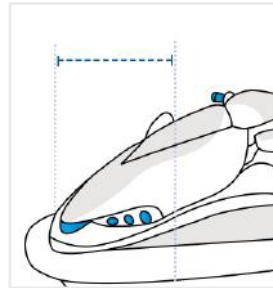
Measurement (cm)

1. Handle Height	<input type="text"/>	2. Front Width	<input type="text"/>
3. Middle Width	<input type="text"/>	4. Back Width	<input type="text"/>
5. Total Depth	<input type="text"/>	6. Front Height	<input type="text"/>
7. Slope #1	<input type="text"/>	8. Slope #2	<input type="text"/>
9. Slope #3	<input type="text"/>	10. Back Height	<input type="text"/>
11. Front Width	<input type="text"/>	12. Seat Width	<input type="text"/>

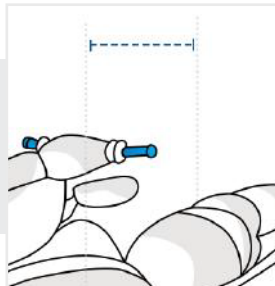
1. Handle Height:
Handle Height of Jet Ski



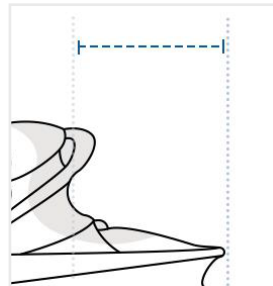
2. Front Width:
Front Width of Jet Ski



3. Middle Width:
Middle Width of Jet Ski



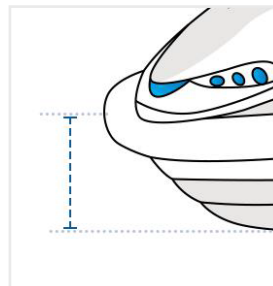
4. Back Width:
Back Width of Jet Ski



5. Total Depth:
Total Depth of Jet Ski

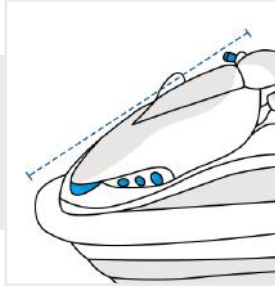


6. Front Height:
Front Height of Jet Ski



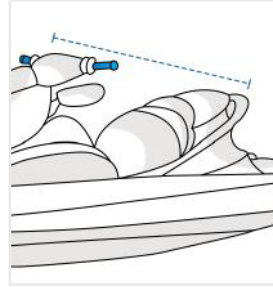
7. Slope #1:

Slope (Front side)



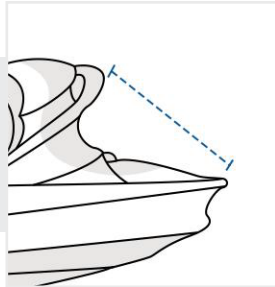
8. Slope #2:

Slope (Middle of the Jet Ski)



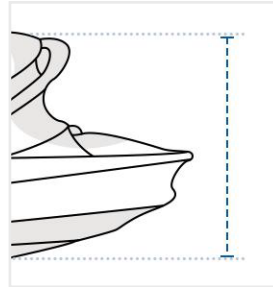
9. Slope #3:

Slope (Back side)



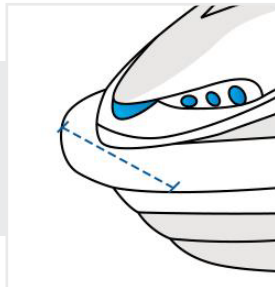
10. Back Height:

Back Height of the Jet Ski



11. Front Width:

Front Width of the Jet Ski



12. Seat Width:

Seat Width of the Jet Ski

