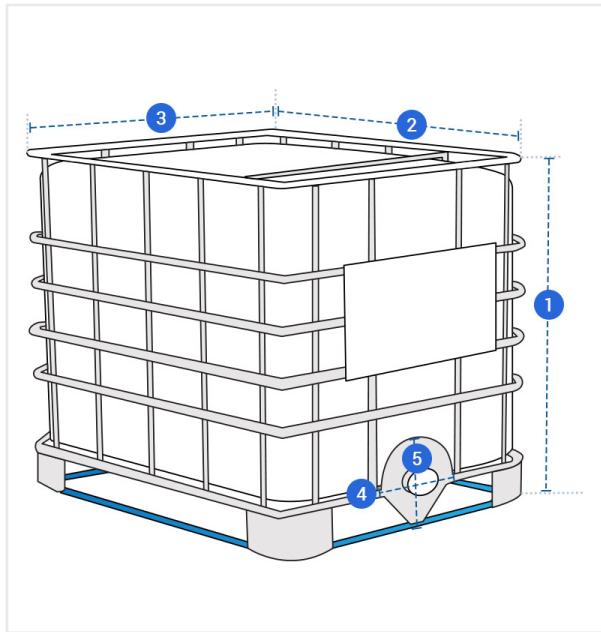


How to Measure IBC Tote Cover

Measurement Instruction

- ✓ Give exact measurement from edge to edge.
- ✓ We add 2.5 to 5 cm leeway on the given width/depth for easy pull-in and pull-out.
- ✓ The height dimensions will remain same as provided by you.



Measurement (cm)

1. Height

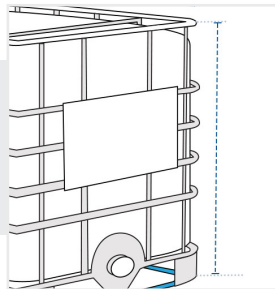
2. Depth

3. Width

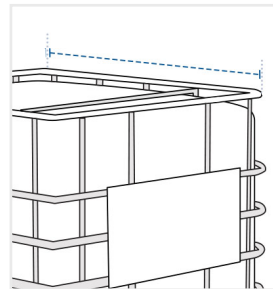
4. Cutout Width at Outlet Valve

5. Cutout Height at Outlet Valve

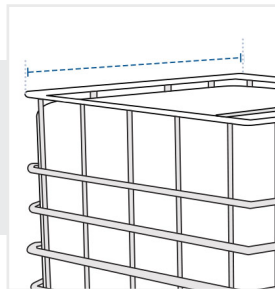
1. Height:
Height of the IBC Tote



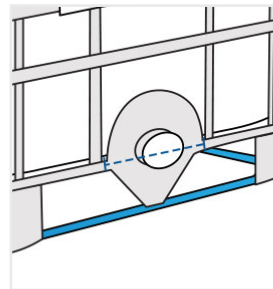
2. Depth:
Depth of the IBC Tote



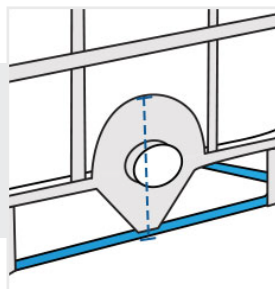
3. Width:
Width of the IBC Tote



4. Cutout Width at Outlet Valve:
Cutout Width at Outlet Valve of the IBC Tote



5. Cutout Height at Outlet Valve:
Cutout Height at Outlet Valve of the IBC Tote



We encourage you to upload the image of the article you need the cover for - this helps our team ensure covers are designed keeping your requirements in mind.