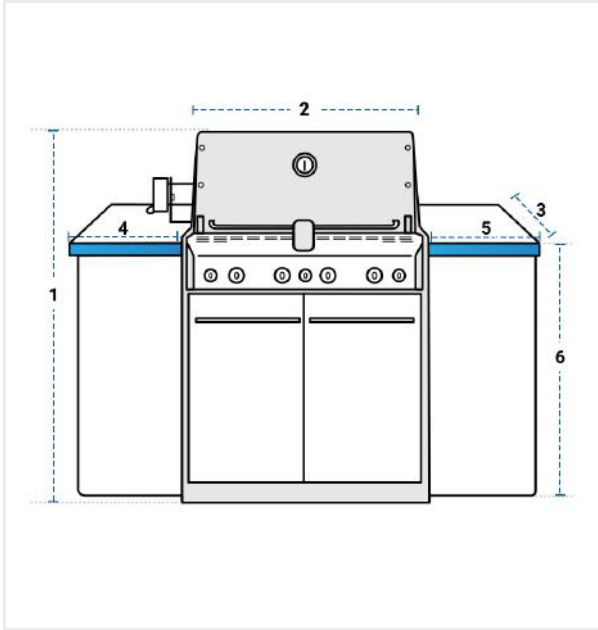


# How to Measure Grill Cover for Weber Summit S-460 Built-In Gas Grill

## Measurement Instruction

- ✓ Give exact measurement from edge to edge.
- ✓ We add 2.5 to 5 cm leeway on the given width/depth for easy pull-in and pull-out.
- ✓ The height dimensions will remain same as provided by you.



### Measurement (cm)

1. Height

2. Width

3. Depth

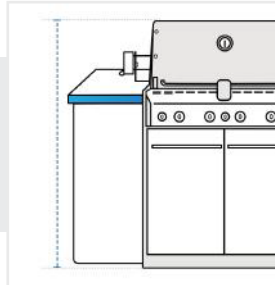
4. Left Shelf Width

5. Right Shelf Width

6. Shelf to Ground

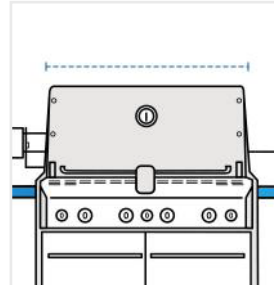
### 1. Height:

Height of the Grill Cover for Weber Summit S-460 Built-In Gas Grill



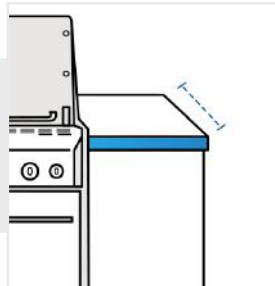
### 2. Width:

Width of the Grill Cover for Weber Summit S-460 Built-In Gas Grill



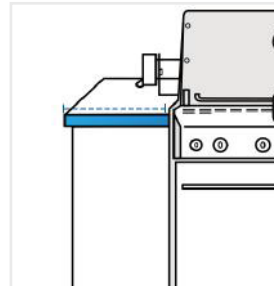
### 3. Depth:

Depth of the Grill Cover for Weber Summit S-460 Built-In Gas Grill



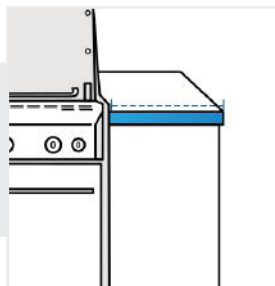
### 4. Left Shelf Width:

Left Shelf Width of the Grill Cover for Weber Summit S-460 Built-In Gas Grill



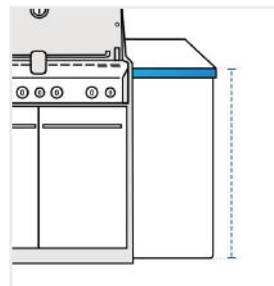
### 5. Right Shelf Width:

Right Shelf Width of the Grill Cover for Weber Summit S-460 Built-In Gas Grill



### 6. Shelf to Ground:

Shelf to Ground of the Grill Cover for Weber Summit S-460 Built-In Gas Grill



We encourage you to upload the image of the article you need the cover for - this helps our team ensure covers are designed keeping your requirements in mind.