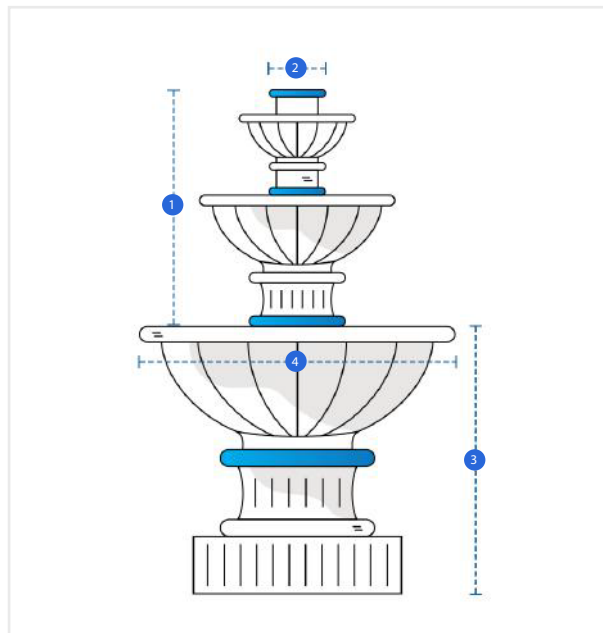


# How to Measure Fountain Covers

## Measurement Instruction

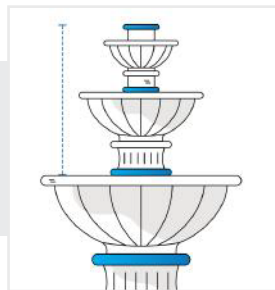
- ✓ Give exact measurement from edge to edge.
- ✓ We add 2.5 to 5 cm leeway on the given width/depth for easy pull-in and pull-out.
- ✓ The height dimensions will remain same as provided by you.



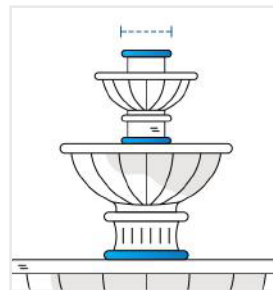
### Measurement (cm)

1. Top Height	<input type="text"/>	2. Upper Diameter	<input type="text"/>
3. Bottom Height	<input type="text"/>	4. Lower Diameter	<input type="text"/>

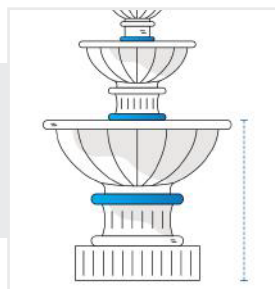
**1. Top Height:**  
Top Height of the Fountain



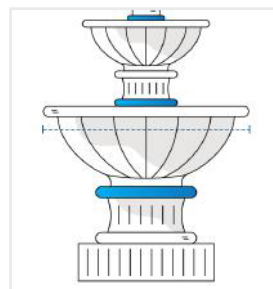
**2. Upper Diameter:**  
Upper Diameter of the Fountain



**3. Bottom Height:**  
Bottom Height of the Fountain



**4. Lower Diameter:**  
Lower Diameter of the Fountain



We encourage you to upload the image of the article you need the cover for - this helps our team ensure covers are designed keeping your requirements in mind.