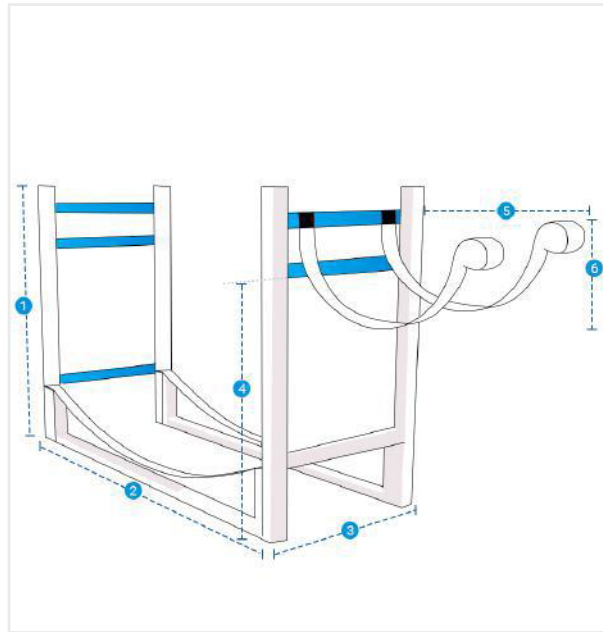


How to Measure Firewood Rack with Kindling Holder Cover

Measurement Instruction

- ✓ Give exact measurement from edge to edge.
- ✓ "We add upto 5 cm leeway on the given width/depth for easy pull-in and pull-out."
- ✓ The height dimensions will remain same as provided by you.

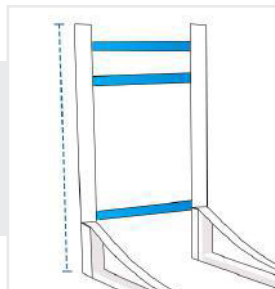


Measurement (cm)

1. Height	<input type="text"/>	2. Width	<input type="text"/>
3. Depth	<input type="text"/>	4. Height till Bar	<input type="text"/>
5. Width of Extension	<input type="text"/>	6. Height of Extension	<input type="text"/>

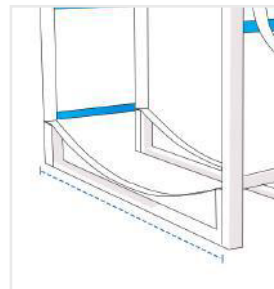
1. Height:

Height of the Firewood Rack with Kindling Holder



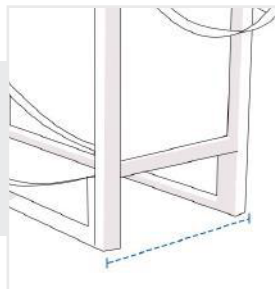
2. Width:

Width of the Firewood Rack with Kindling Holder



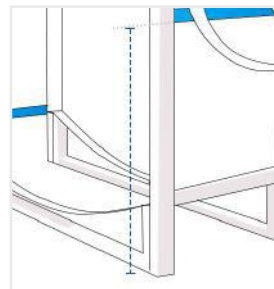
3. Depth:

Depth of the Firewood Rack with Kindling Holder



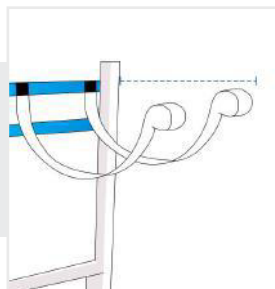
4. Height till Bar:

Height till Bar of the Firewood Rack with Kindling Holder



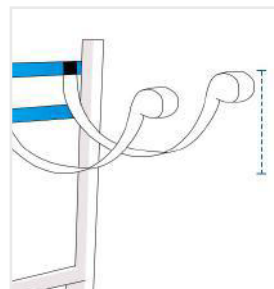
5. Width of Extension:

Width of Extension of the Firewood Rack with Kindling Holder



6. Height of Extension:

Height of Extension of the Firewood Rack with Kindling Holder



We encourage you to upload the image of the article you need the cover for - this helps our team ensure covers are designed keeping your requirements in mind.