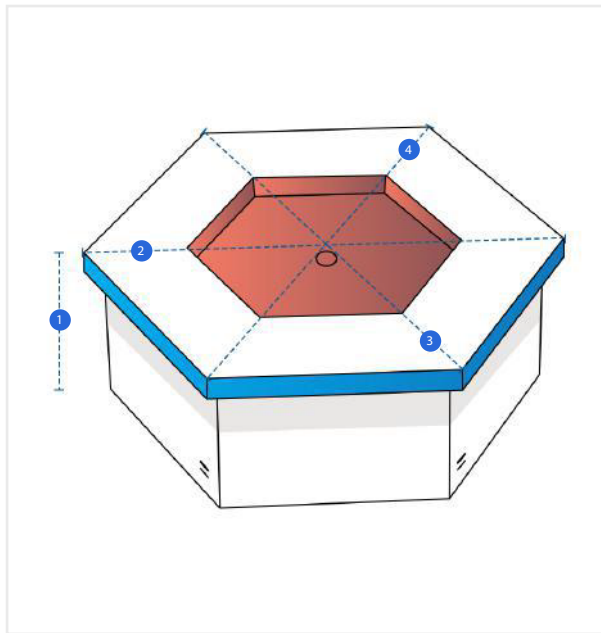


How to Measure Fire Pit Covers - Hexagon

Measurement Instruction

- ✓ Give exact measurement from edge to edge.
- ✓ "We add upto 5 cm leeway on the given width/depth for easy pull-in and pull-out."
- ✓ The height dimensions will remain same as provided by you.



Measurement (cm)

1. Height

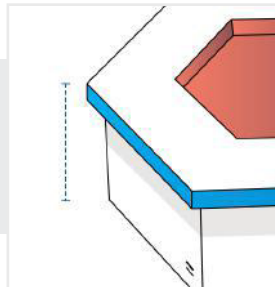
2. Diameter #1

3. Diameter #2

4. Diameter #3

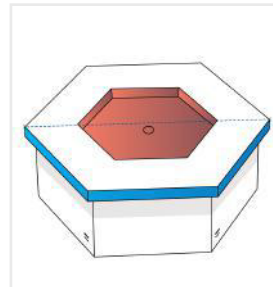
1. Height:

Height of the Fire Pit Hexagon



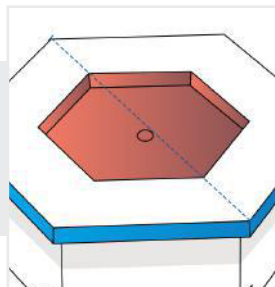
2. Diameter #1:

Diameter #1 of the Fire Pit Hexagon



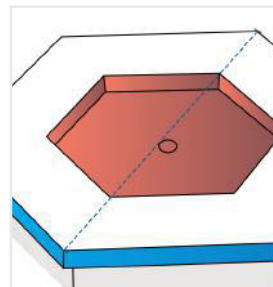
3. Diameter #2 :

Diameter #2 of the Fire Pit Hexagon



4. Diameter #3:

Diameter #3 of the Fire Pit Hexagon



We encourage you to upload the image of the article you need the cover for - this helps our team ensure covers are designed keeping your requirements in mind.