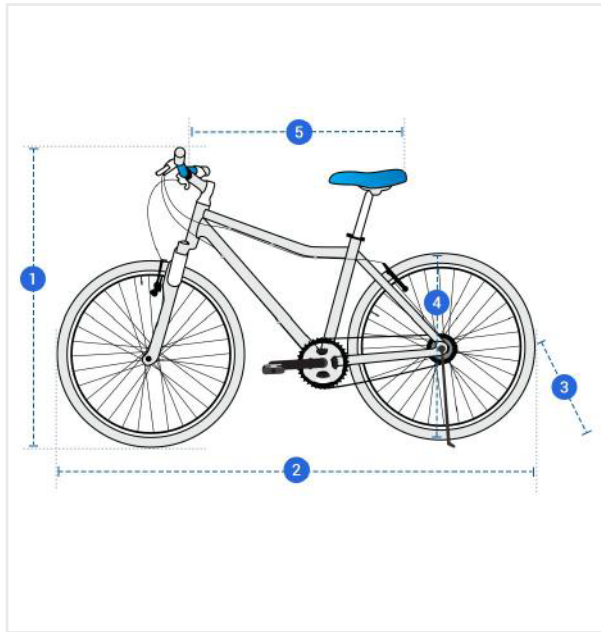


How to Measure Cycle/Bike Covers

Measurement Instruction

- ✓ Give exact measurement from edge to edge.
- ✓ We add 2.5 to 5 cm leeway on the given width/depth for easy pull-in and pull-out.
- ✓ The height dimensions will remain same as provided by you.



Measurement (cm)

1. Height

2. Total Width

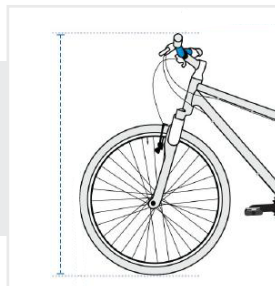
3. Depth

4. Back Wheel Dia

5. Top Width

1. Height:

Height of the Cycle/Bike



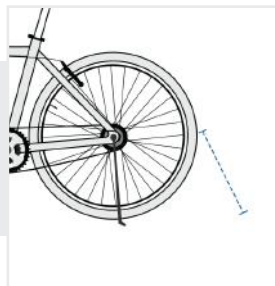
2. Total Width:

Total Width of the Cycle/Bike



3. Depth:

Depth of the Cycle/Bike




4. Back Wheel Dia:

Back Wheel Dia of the Cycle/Bike



5. Top Width:

Top Width of the Cycle/Bike



We encourage you to upload the image of the article you need the cover for - this helps our team ensure covers are designed keeping your requirements in mind.