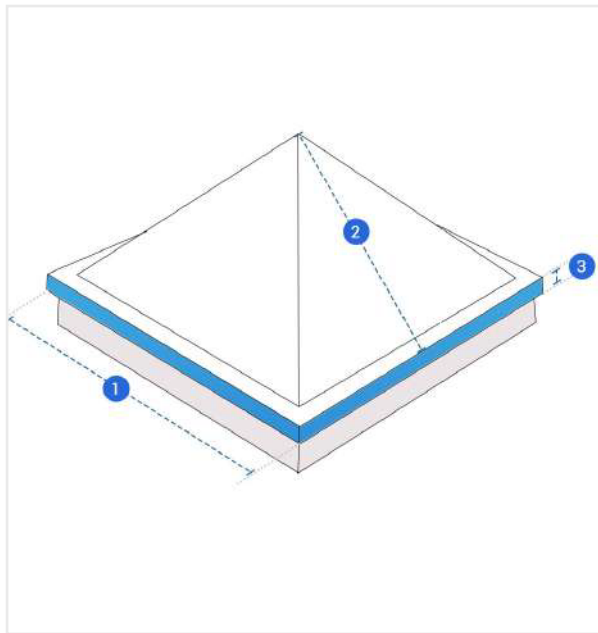


How to Measure Custom Skylight Covers - Pyramid

Measurement Instruction

- ✓ Give exact measurement from edge to edge.
- ✓ We add 2.5 to 5 cm leeway on the given width/depth for easy pull-in and pull-out.
- ✓ The height dimensions will remain same as provided by you.
- ✓ All measurements will be done in cm.



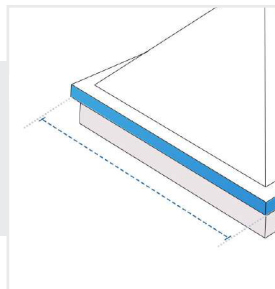
Measurement (cm)

1. Length

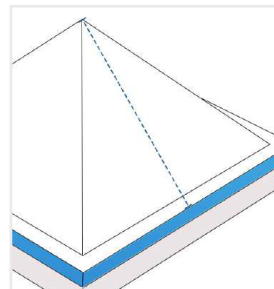
2. Slant Height

3. Height of the Metal Frame
(Not to the roof)

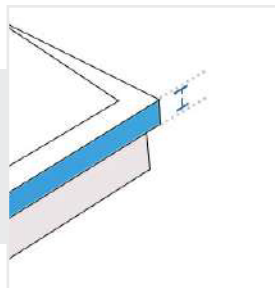
1. Length:
Length of Skylight



2. Slant Height:
Slant Height of Skylight



3. Height of the Metal Frame:
Height of the Metal Frame
(Not to the roof) of Skylight



We encourage you to upload the image of the article you need the cover for - this helps our team ensure covers are designed keeping your requirements in mind.