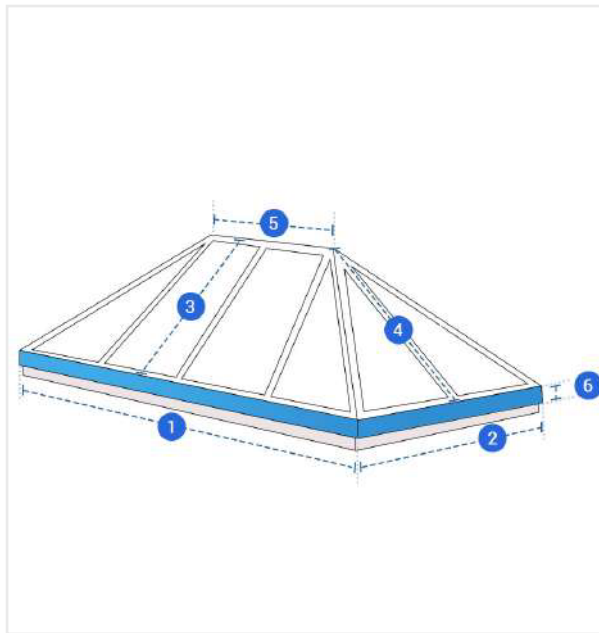


How to Measure Custom Skylight Covers - Extended Pyramid

Measurement Instruction

- ✓ Give exact measurement from edge to edge.
- ✓ We add 2.5 to 5 cm leeway on the given width/depth for easy pull-in and pull-out.
- ✓ The height dimensions will remain same as provided by you.
- ✓ All measurements will be done in cm.



Measurement (cm)

1. Length

2. Width

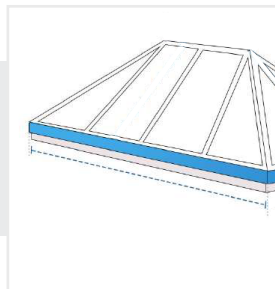
3. Side Slant Height

4. Front Slant distance

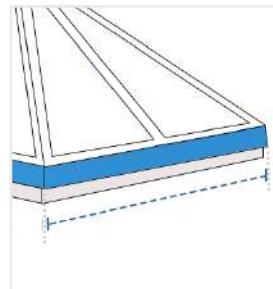
5. Top Length

6. Height of the Metal Frame
(Not to the roof)

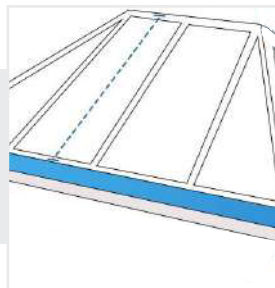
1. Length:
Length of Skylight



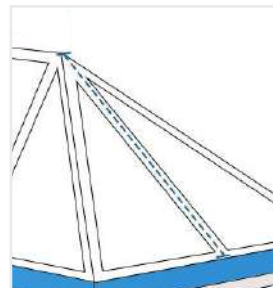
2. Width:
Width of Skylight



3. Side Slant Height:
Side Slant distance of Skylight



4. Front Slant distance:
Front Slant distance of Skylight



We encourage you to upload the image of the article you need the cover for - this helps our team ensure covers are designed keeping your requirements in mind.

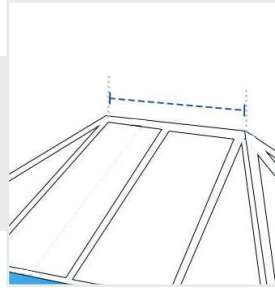
How to Measure Custom Skylight Covers - Extended Pyramid

Measurement Instruction

- ✓ Give exact measurement from edge to edge.
- ✓ We add 1" to 2" leeway on the given width/depth for easy pull-in and pull-out.
- ✓ The height dimensions will remain same as provided by you.
- ✓ All measurements will be done in inches.

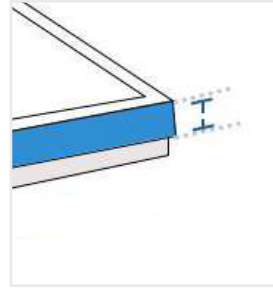
5. Top Length:

Top Length of the Metal frame of Skylight



6. Height of the Metal Frame (Not to the roof):

Height of the Metal frame of Skylight



We encourage you to upload the image of the article you need the cover for - this helps our team ensure covers are designed keeping your requirements in mind.