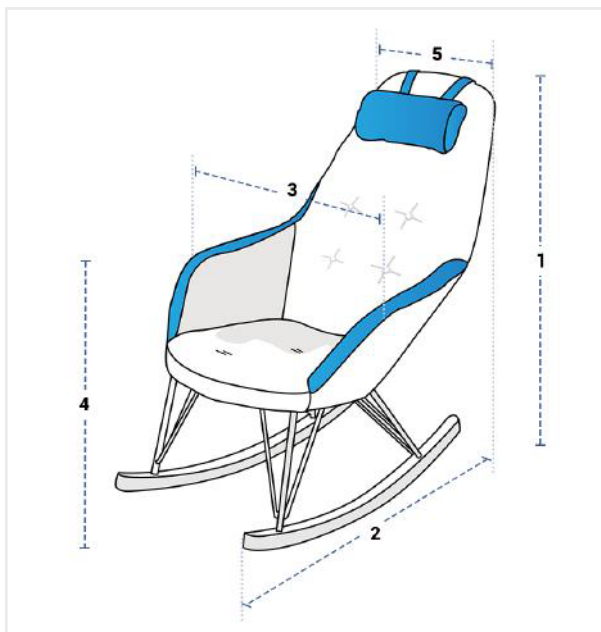


How to Measure Rocking Chair Covers - Design 8

Measurement Instruction

- ✓ Give exact measurement from edge to edge.
- ✓ We add 2.5 to 5 cm leeway on the given width/depth for perfect fit.
- ✓ The height dimensions will remain same as provided by you.

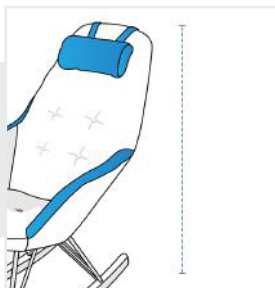


Measurement (cm)

- | | | | |
|----------------|----------------------|-----------------|----------------------|
| 1. Back Height | <input type="text"/> | 2. Depth | <input type="text"/> |
| 3. Width | <input type="text"/> | 4. Front Height | <input type="text"/> |
| 5. Back Width | <input type="text"/> | | |

1. Back Height:

Back Height of the Rocking Chair



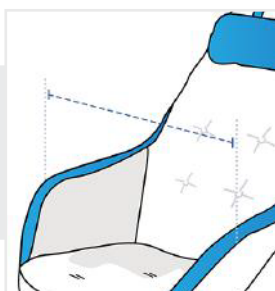
2. Depth:

Depth of the Rocking Chair



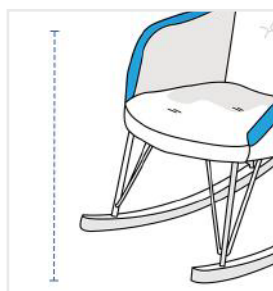
3. Width:

Width of the Rocking Chair



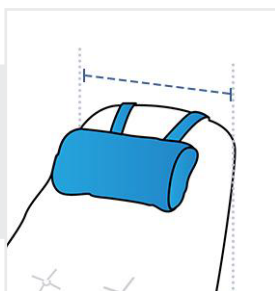
4. Front Height:

Front Height of the Rocking Chair



5. Back Width:

Back Width of the Rocking Chair



We encourage you to upload the image of the article you need the cover for - this helps our team ensure covers are designed keeping your requirements in mind.