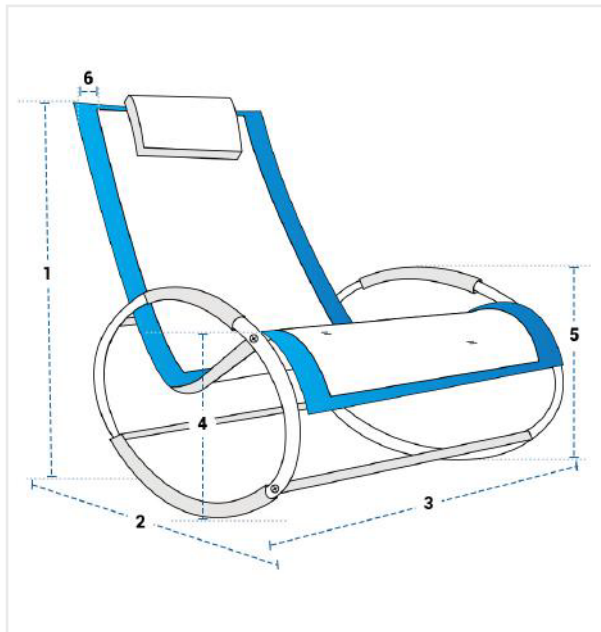


How to Measure Rocking Chair Covers - Design 2

Measurement Instruction

- ✓ Give exact measurement from edge to edge.
- ✓ We add 2.5 to 5 cm leeway on the given width/depth for easy pull-in and pull-out.
- ✓ The height dimensions will remain same as provided by you.



Measurement (cm)

1. Back Height

2. Depth

3. Width

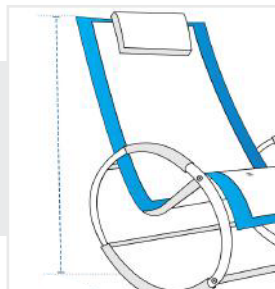
4. Front Height

5. Middle Height

6. Cushion Depth

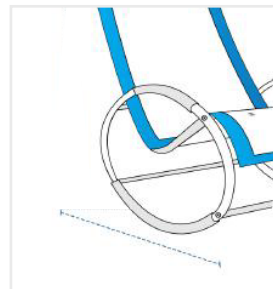
1. Back Height:

Back Height of the Rocking Chair



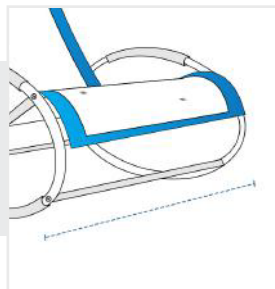
2. Depth:

Depth of the Rocking Chair



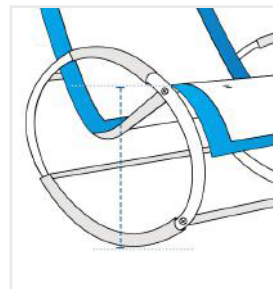
3. Width:

Width of the Rocking Chair



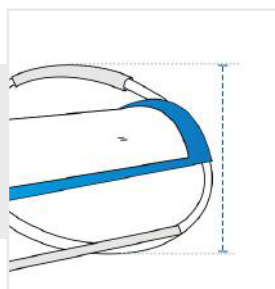
4. Front Height:

Front Height of the Rocking Chair



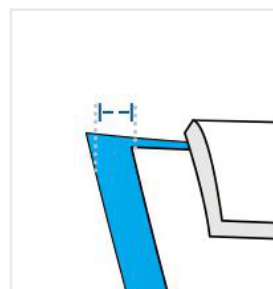
5. Middle Height:

Middle Height of the Rocking Chair



6. Cushion Depth:

Cushion Depth of the Rocking Chair



We encourage you to upload the image of the article you need the cover for - this helps our team ensure covers are designed keeping your requirements in mind.