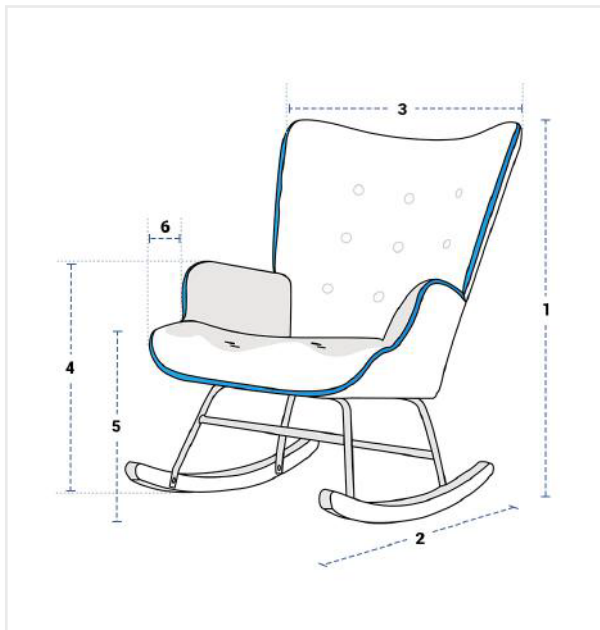


How to Measure Rocking Chair Covers - Design 11

Measurement Instruction

- ✓ Give exact measurement from edge to edge.
- ✓ We add 2.5 to 5 cm leeway on the given width/depth for perfect fit.
- ✓ The height dimensions will remain same as provided by you.



Measurement (cm)

1. Back Height	<input type="text"/>	2. Depth	<input type="text"/>
3. Width	<input type="text"/>	4. Arm Height	<input type="text"/>
5. Front Height	<input type="text"/>	6. Front Depth	<input type="text"/>

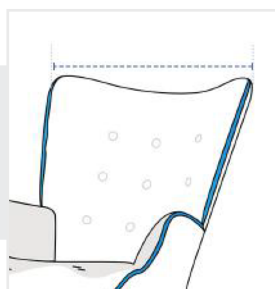
1. Back Height:
Back Height of the Rocking Chair



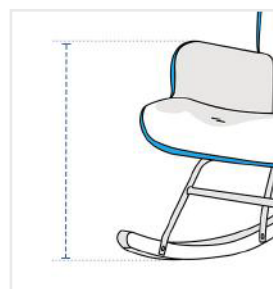
2. Depth:
Depth of the Rocking Chair



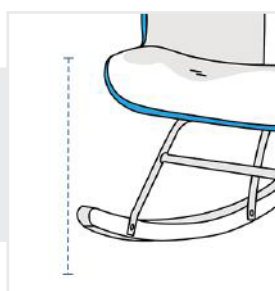
3. Width:
Width of the Rocking Chair



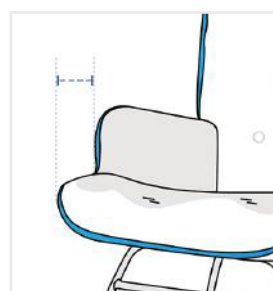
4. Arm Height:
Arm Height of the Rocking Chair



5. Front Height:
Front Height of the Rocking Chair



6. Front Depth:
Front Depth of the Rocking Chair



We encourage you to upload the image of the article you need the cover for - this helps our team ensure covers are designed keeping your requirements in mind.