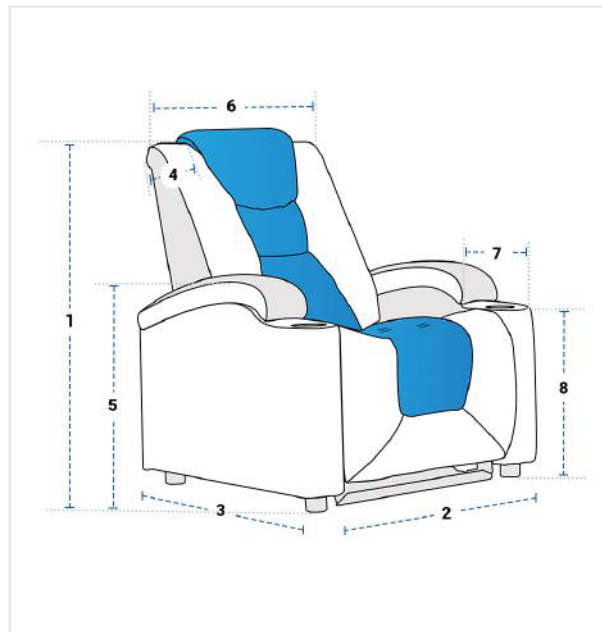


How to Measure Recliner Covers - Design 3

Measurement Instruction


- ✓ Give exact measurement from edge to edge.
- ✓ We add 2.5 to 5 cm leeway on the given width/depth for perfect fit.
- ✓ The height dimensions will remain same as provided by you.



Measurement (cm)

1. Back Height	<input type="text"/>	2. Width	<input type="text"/>
3. Depth	<input type="text"/>	4. Cushion Depth	<input type="text"/>
5. Arm Height	<input type="text"/>	6. Back Width	<input type="text"/>
7. Front Depth	<input type="text"/>	8. Front Height	<input type="text"/>

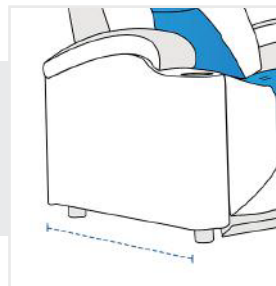
1. Back Height:
Back Height of the Recliner



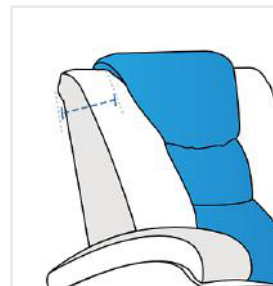
2. Width:
Width of the Recliner



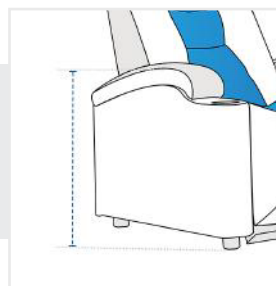
3. Depth:
Depth of the Recliner



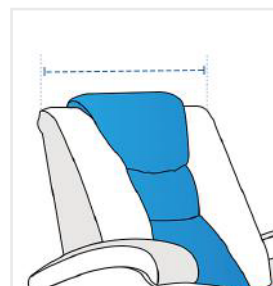
4. Cushion Depth:
Cushion Depth of the Recliner

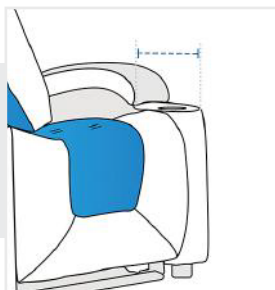


5. Arm Height:
Arm Height of the Recliner



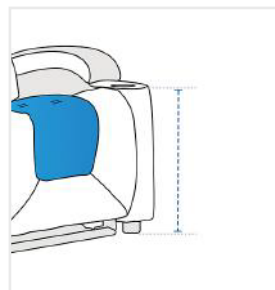
6. Back Width:
Back Width of the Recliner





7. Front Depth:

Front Depth of the Recliner



8. Front Height:

Front Height of the Recliner

We encourage you to upload the image of the article you need the cover for - this helps our team ensure covers are designed keeping your requirements in mind.