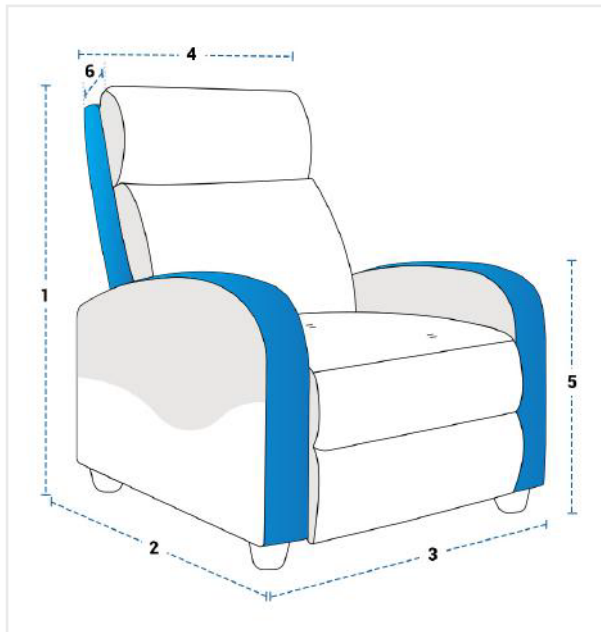


How to Measure Recliner Covers - Design 2

Measurement Instruction

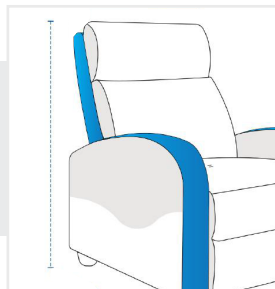
- ✓ Give exact measurement from edge to edge.
- ✓ We add 2.5 to 5 cm leeway on the given width/depth for easy pull-in and pull-out.
- ✓ The height dimensions will remain same as provided by you.



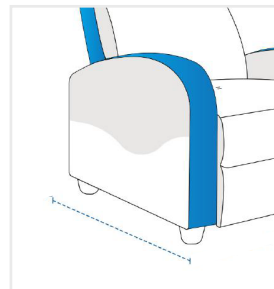
Measurement (cm)

1. Back Height	<input type="text"/>	2. Depth	<input type="text"/>
3. Front Width	<input type="text"/>	4. Back Width	<input type="text"/>
5. Front Height	<input type="text"/>	6. Cushion Depth	<input type="text"/>

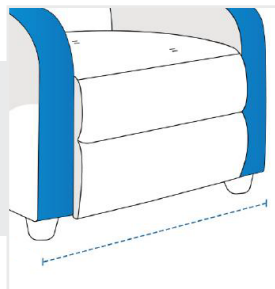
1. Back Height:
Back Height of the Recliner



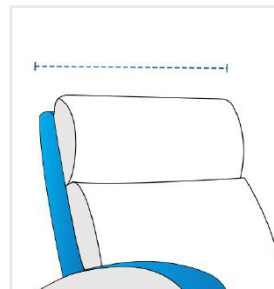
2. Depth:
Depth of the Recliner



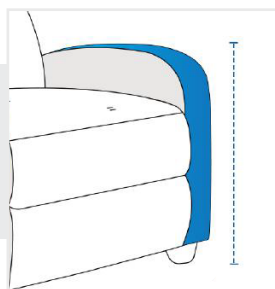
3. Front Width:
Front Width of the Recliner



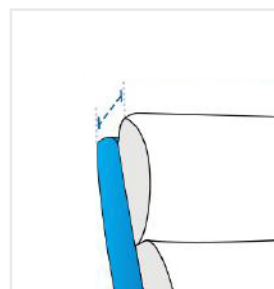
4. Back Width:
Back Width of the Recliner



5. Front Height:
Front Height of the Recliner



6. Cushion Depth:
Cushion Depth of the Recliner



We encourage you to upload the image of the article you need the cover for - this helps our team ensure covers are designed keeping your requirements in mind.