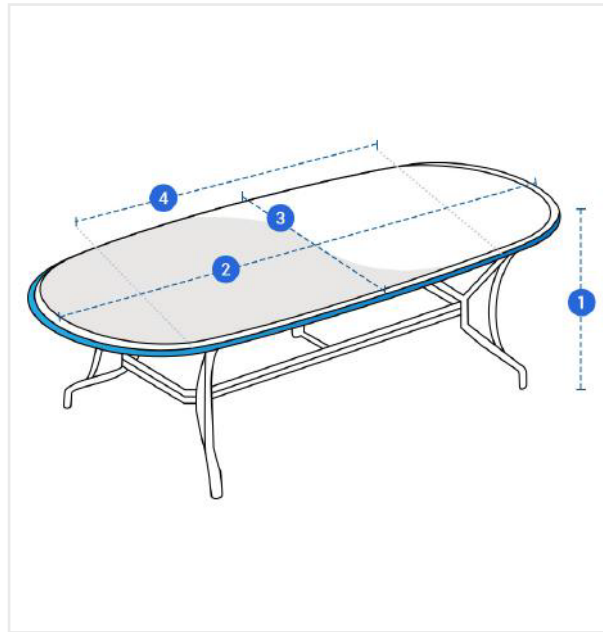


How to Measure Custom Poker Table Cover - Oval

Measurement Instruction

- ✓ Give exact measurement from edge to edge.
- ✓ We add 2.5 to 5 cm leeway on the given width/depth for easy pull-in and pull-out.
- ✓ The height dimensions will remain same as provided by you.



Measurement (cm)

1. Heightt

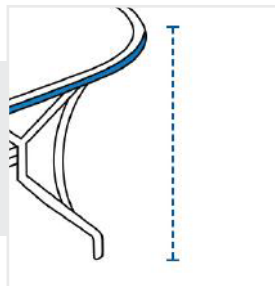
2. Total Width

3. Total Depth

4. Straight length between curved parts

1. Height:

Height of the Custom Poker Table - Oval



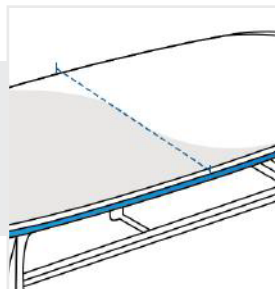
2. Total Width:

Total Width of the Custom Poker Table - Oval



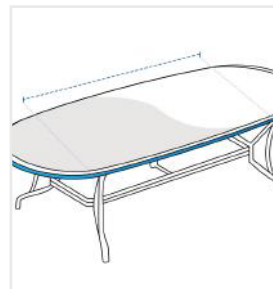
3. Total Depth:

Total Depth of the Custom Poker Table - Oval



4. Straight length between curved parts:

Straight length between curved parts of the Custom Poker Table - Oval



We encourage you to upload the image of the article you need the cover for - this helps our team ensure covers are designed keeping your requirements in mind.