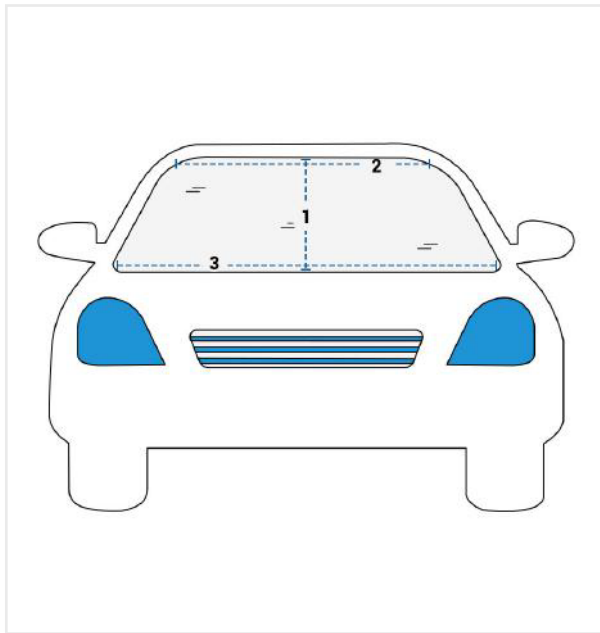


How to Measure Magnetic Windshield Covers

Measurement Instruction

- ✓ Give exact measurement from edge to edge.
- ✓ We add 2.5 to 5 cm leeway on the given width/depth for easy pull-in and pull-out.
- ✓ The height dimensions will remain same as provided by you.



Measurement (cm)

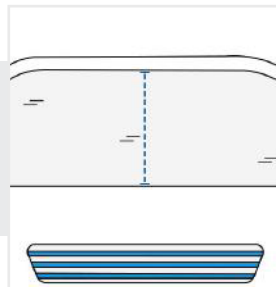
1. Height

2. Top Width

3. Bottom Width

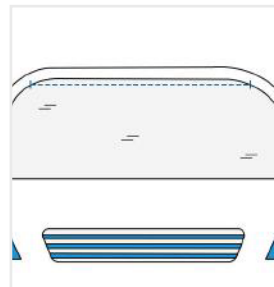
1. Height:

Height of the Magnetic Windshield



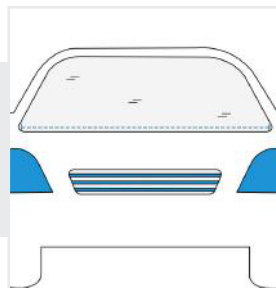
2. Top Width:

Top Width of the Magnetic Windshield



3. Bottom Width:

Bottom Width of the Magnetic Windshield



We encourage you to upload the image of the article you need the cover for - this helps our team ensure covers are designed keeping your requirements in mind.