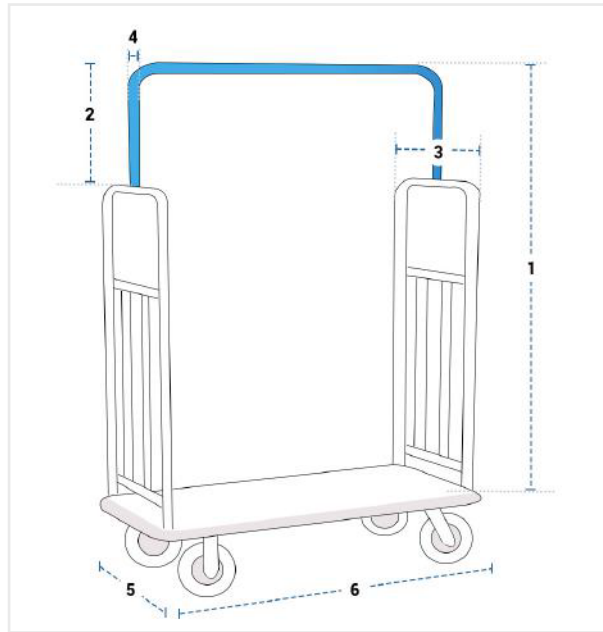


How to Measure Custom Luggage Cart Cover - Design 2

Measurement Instruction

- ✓ Give exact measurement from edge to edge.
- ✓ We add 2.5 to 5 cm leeway on the given width/depth for easy pull-in and pull-out.
- ✓ The height dimensions will remain same as provided by you.



Measurement (cm)

1. Height

2. Height Till Hanger Rod

3. Depth Below Hanger

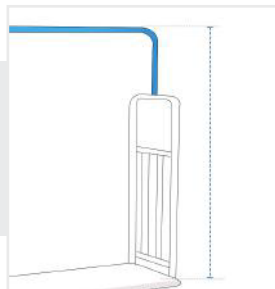
4. Diameter of Rod

5. Depth

6. Width

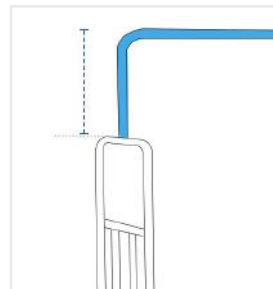
1. Height:

Height of the Custom Luggage Cart



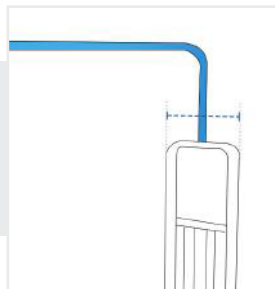
2. Height Till Hanger Rod:

Height Till Hanger Rod of the Custom Luggage Cart



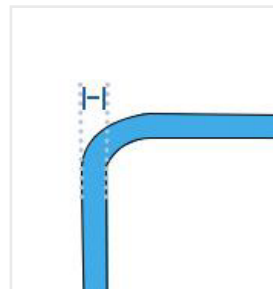
3. Depth Below Hanger:

Depth Below Hanger of the Custom Luggage Cart



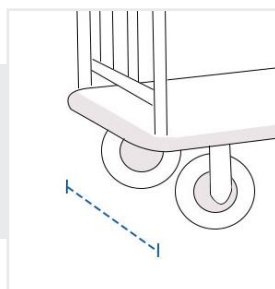
4. Diameter of Rod:

Diameter of Rod of the Custom Luggage Cart



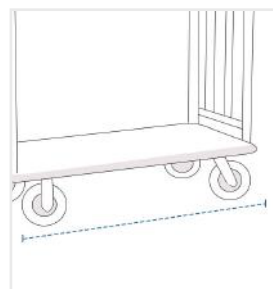
5. Depth:

Depth of the Custom Luggage Cart



6. Width:

Width of the Custom Luggage Cart



We encourage you to upload the image of the article you need the cover for - this helps our team ensure covers are designed keeping your requirements in mind.