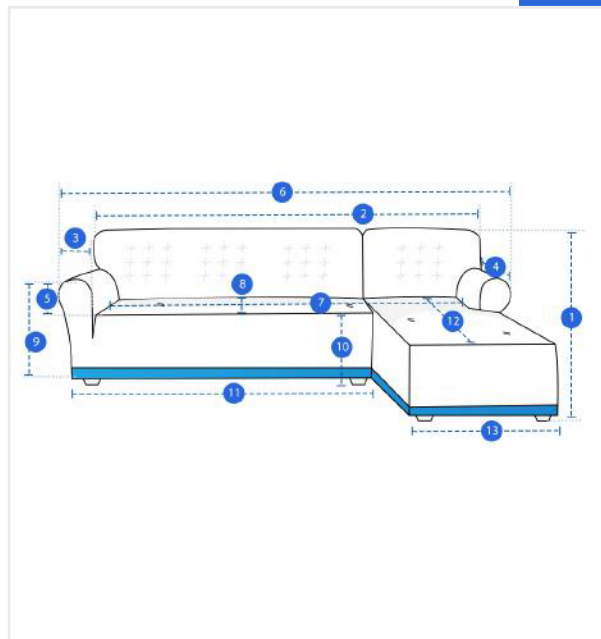


How to Measure L Shape Sofa

Measurement Instruction

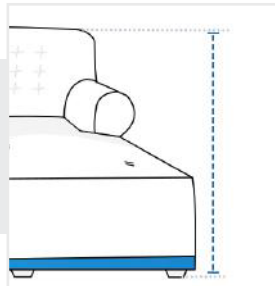
- ✓ Give exact measurement from edge to edge.
- ✓ We add 2.5 to 5 cm leeway on the given width/depth for easy pull-in and pull-out.
- ✓ The height dimensions will remain same as provided by you.



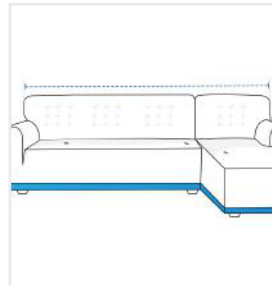
Measurement (cm)

1. Total Height	<input type="text"/>	2. Front Top Width	<input type="text"/>
3. Armrest Depth	<input type="text"/>	4. Armrest Width	<input type="text"/>
5. Armrest Height	<input type="text"/>	6. Armrest to Armrest Width	<input type="text"/>
7. Front Seating vArea Width	<input type="text"/>	8. Left Seating Area Depth	<input type="text"/>
9. Height upto Armrest	<input type="text"/>	10. Height Upto Seating Area	<input type="text"/>
11. Left Bottom Width	<input type="text"/>	12. Right Seating Area Depth	<input type="text"/>
13. Right Bottom Width	<input type="text"/>		

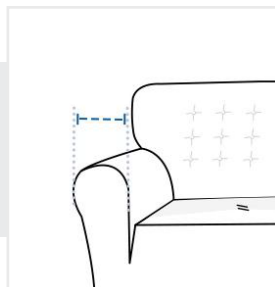
1. Total Height:
Total Height of the L Shape Sofa



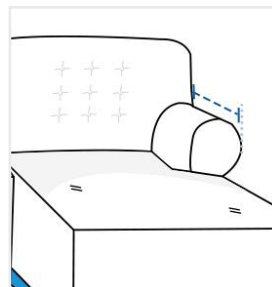
2. Front Top Width:
Front Top Width of the L Shape Sofa



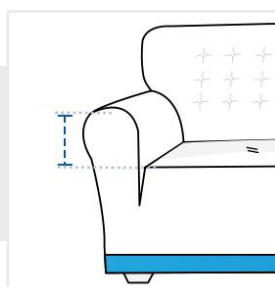
3. Armrest Depth:
Armrest Depth of the L Shape Sofa



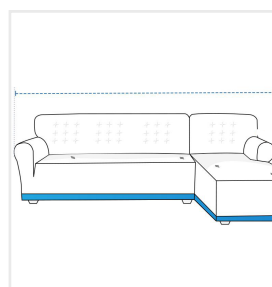
4. Armrest Width:
Armrest Width of the L Shape Sofa



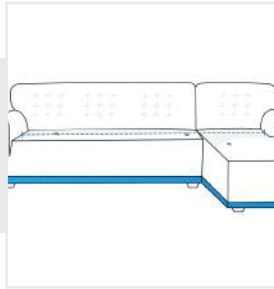
5. Armrest Height:
Armrest Height of the L Shape Sofa



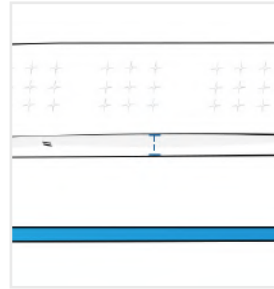
6. Armrest to Armrest Width:
Armrest to Armrest Width of the L Shape Sofa



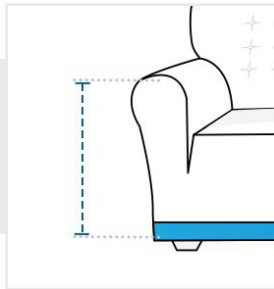
7. Front Seating Area Width:
Front Seating Area Width of the L Shape Sofa



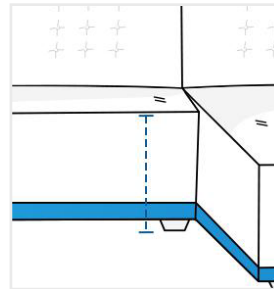
8. Left Seating Area Depth:
Left Seating Area Depth of the L Shape Sofa



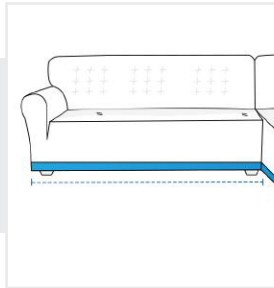
9. Height upto Armrest:
Height upto Armrest of the L Shape Sofa



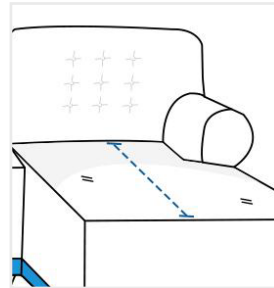
10. Height Upto Seating Area:
Height Upto Seating Area of the L Shape Sofa



11. Left Bottom Width:
Left Bottom Width of the L Shape Sofa



12. Right Seating Area Depth:
Right Seating Area Depth of the L Shape Sofa



13. Right Bottom Width:
Right Bottom Width of the L Shape Sofa

