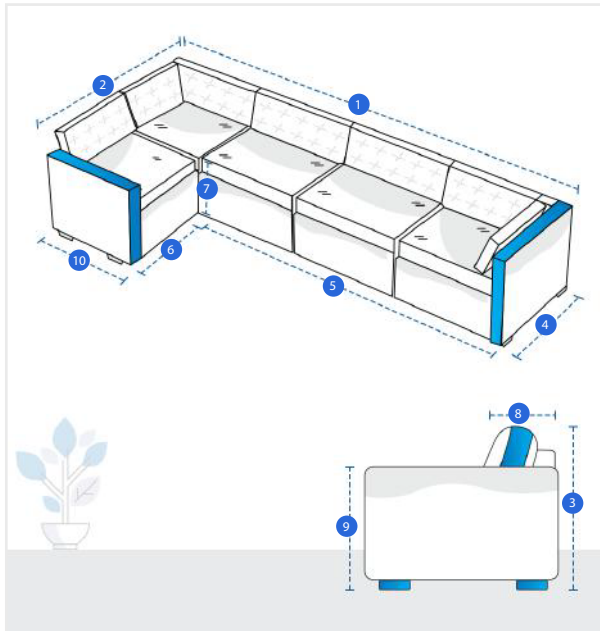


## How to Measure L Shape Sofa Covers - Design 6

### Measurement Instruction

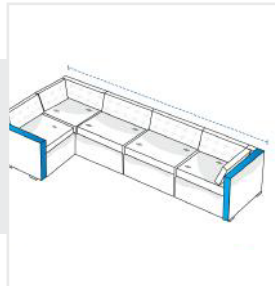
- ✓ Give exact measurement from edge to edge.
- ✓ We add 5 and 7.6 cm leeway on the given width/depth for easy pull-in and pull-out.
- ✓ The height dimensions will remain same as provided by you.



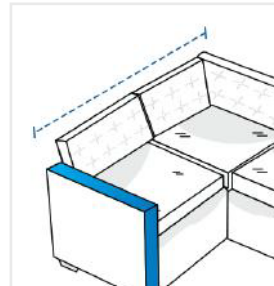
### Measurement (cm)

1. Length of Back - Right	<input type="text"/>	2. Length of Back - Left	<input type="text"/>
3. Back Height from Ground to Cushion	<input type="text"/>	4. Depth - Right	<input type="text"/>
5. Length of Front - Right	<input type="text"/>	6. Length of Front - Left	<input type="text"/>
7. Height from Ground to Cushion	<input type="text"/>	8. Depth of Back rest Incl Cushion	<input type="text"/>
9. Front Height	<input type="text"/>	10. Depth - Left	<input type="text"/>

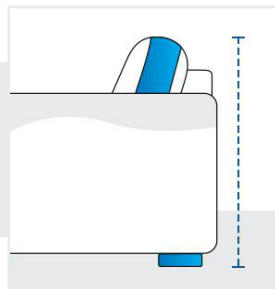
**1. Length of Back - Right:**  
Length of Back - Right of the Sofa



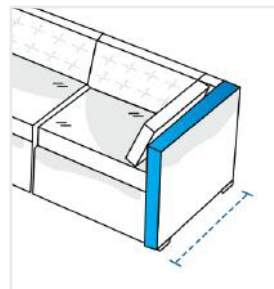
**2. Length of Back - Left:**  
Length of Back - Left of the Sofa



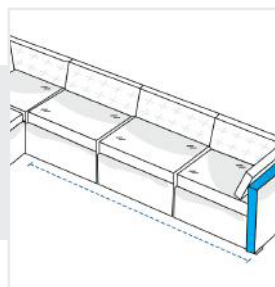
**3. Back Height from Ground to Cushion:**  
Back Height from Ground to Cushion



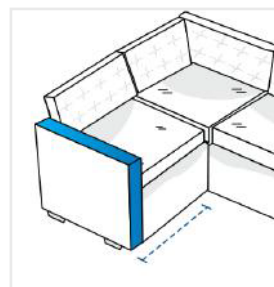
**4. Depth - Right:**  
Depth - Right of the Sofa

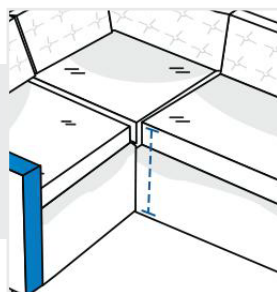


**5. Length of Front - Right:**  
Length of Front - Right of the Sofa

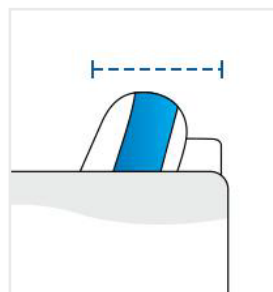


**6. Length of Front - Left:**  
Length of Front - Left of the Sofa

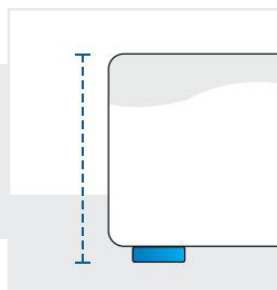




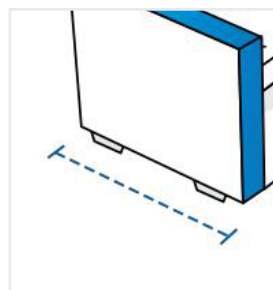
**7. Height from Ground to Cushion:**  
Height from Ground to Cushion



**8. Depth of Back rest Incl Cushion:**  
Depth of back rest (Including cushion)



**9. Front Height:**  
Front Height of the Sofa



**10. Depth - Left:**  
Depth - Left of the Sofa