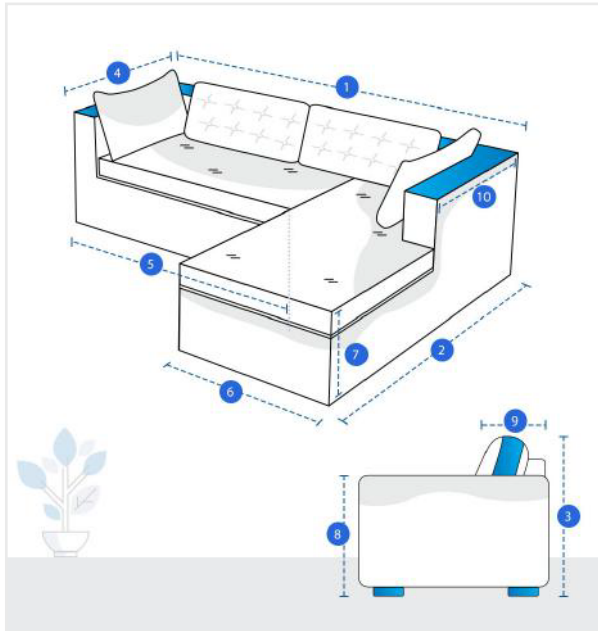


How to Measure L Shape Sofa Covers - Design 5

Measurement Instruction

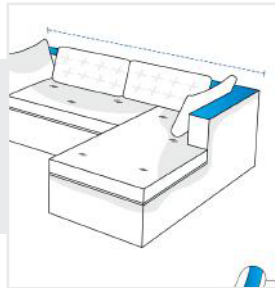
- ✓ Give exact measurement from edge to edge.
- ✓ We add 5 and 7.6 cm leeway on the given width/depth for easy pull-in and pull-out.
- ✓ The height dimensions will remain same as provided by you.



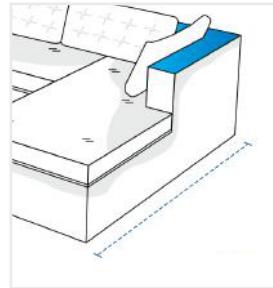
Measurement (cm)

1. Length of Back - Left	<input type="text"/>	2. Length of Back - Right	<input type="text"/>
3. Back Height from Ground to Cushion	<input type="text"/>	4. Depth - Left	<input type="text"/>
5. Length of Front - Left	<input type="text"/>	6. Length of Front - Right	<input type="text"/>
7. Height from Ground to Cushion	<input type="text"/>	8. Front Height	<input type="text"/>
9. Depth of Back rest Incl Cushion	<input type="text"/>	10. Depth - Right	<input type="text"/>

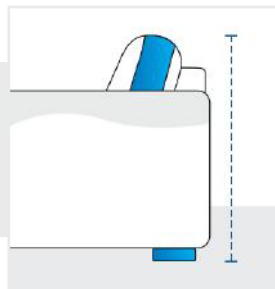
1. Length of Back - Left:
Length of Back - Left of the Sofa



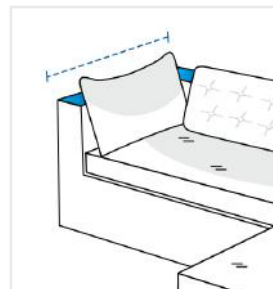
2. Length of Back - Right:
Length of Back - Right of the Sofa



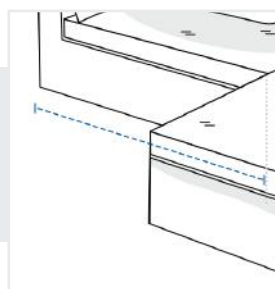
3. Back Height from Ground to Cushion:
Back Height from Ground to Cushion



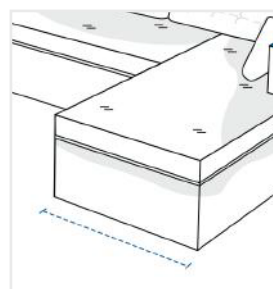
4. Depth - Left:
Depth - Left of the Sofa

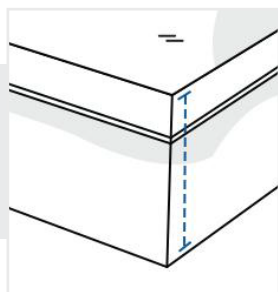


5. Length of Front - Left:
Length of Front - Left of the Sofa

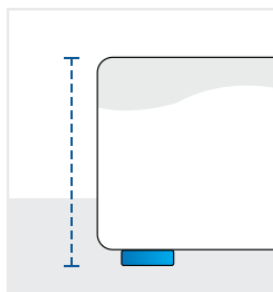


6. Length of Front - Right:
Length of Front - Right form the Sofa

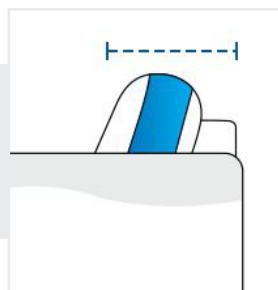




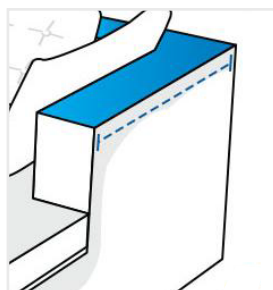
7. Height from Ground to Cushion:
Height from Ground to Cushion



8. Front Height:
Front Height of the Sofa



9. Depth of Back rest Incl Cushion:
Depth of back rest (Including cushion)



10. Depth - Right:
Depth - Right of the Sofa