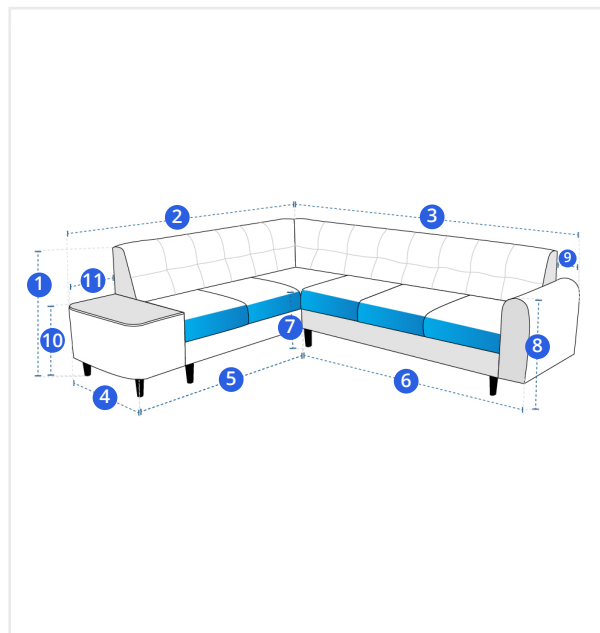


How to Measure Custom L Shape Sofa Covers - Design 4

Measurement Instruction

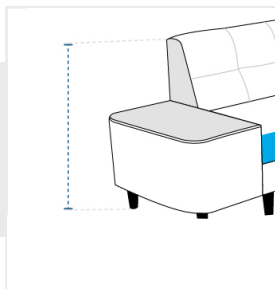
- ✓ Give exact measurement from edge to edge.
- ✓ We add 5 to 7.6 cm leeway on the given width/depth for easy pull-in and pull-out.
- ✓ The height dimensions will remain same as provided by you.



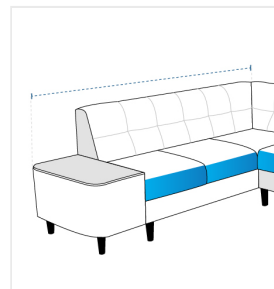
Measurement (cm)

1. Back Height	<input type="text"/>	2. Length of Back-Left	<input type="text"/>
3. Length of Back-Right	<input type="text"/>	4. Depth	<input type="text"/>
5. Length of Front-Left	<input type="text"/>	6. Length of Front-Right	<input type="text"/>
7. Height from Cushion to Ground	<input type="text"/>	8. Height From Arm To Ground	<input type="text"/>
9. Depth of Arm Rest	<input type="text"/>	10. Height#1	<input type="text"/>
11. Length#1	<input type="text"/>		

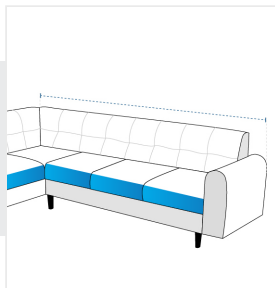
1. Back Height:
Back Height of the Sofa



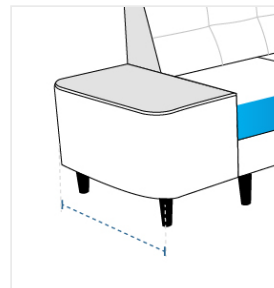
2. Length of Back-Left:
Length of Back-Left of the Sofa



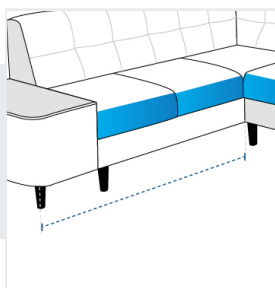
3. Length of Back-Right:
Length of Back-Right of the Sofa



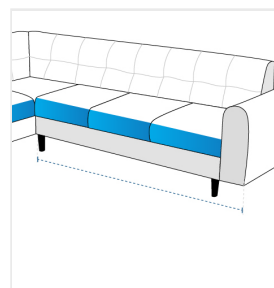
4. Depth:
Depth of the Sofa



5. Length of Front-Left:
Length of Front-Left of the Sofa

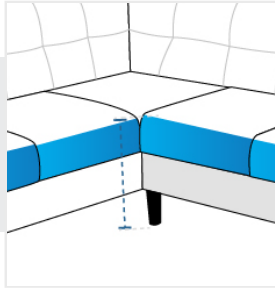


6. Length of Front-Right:
Length of Front-Right of the Sofa



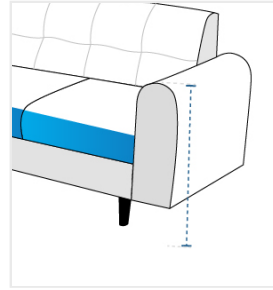
7. Height from Cushion to Ground:

Height from Cushion to Ground of the Sofa



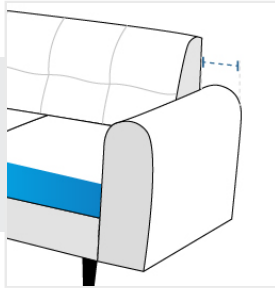
8. Height From Arm To Ground:

Height From Arm To Ground of the Sofa



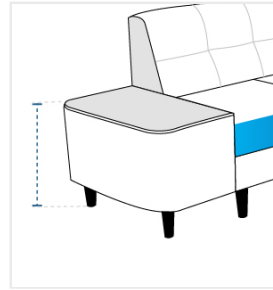
9. Depth of Arm Rest:

Depth of Arm Rest of the Sofa



10. Height#1:

Height#1 of the Sofa



11. Length#1:

Length#1 of the Sofa

