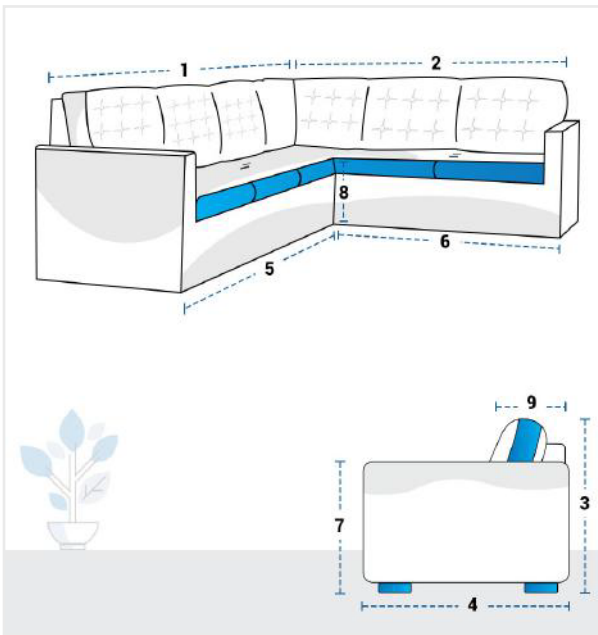


# How to Measure L Shape Sofa Covers - Design 1

## Measurement Instruction

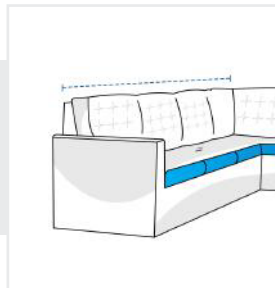
- ✓ Give exact measurement from edge to edge.
- ✓ We add 5 and 7.6 cm leeway on the given width/depth for easy pull-in and pull-out.
- ✓ The height dimensions will remain same as provided by you.



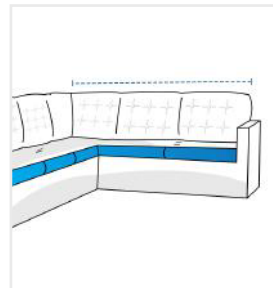
## Measurement (cm)

1. Length of Back - Left	<input type="text"/>	2. Length of Back - Right	<input type="text"/>
3. Back Height	<input type="text"/>	4. Depth	<input type="text"/>
5. Length of Front - Left	<input type="text"/>	6. Length of Front - Right	<input type="text"/>
7. Height from Arm to Ground (Or Ground to Seat if No Arm)	<input type="text"/>	8. Height from Ground to Cushion	<input type="text"/>
9. Depth of Back rest Incl Cushion	<input type="text"/>		

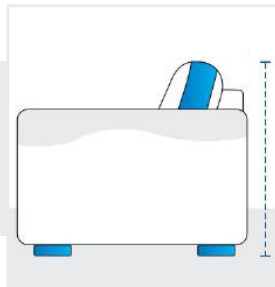
**1. Length of Back - Left:**  
Length of Back - Left of the Sofa



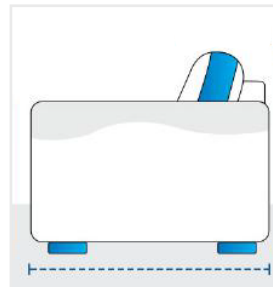
**2. Length of Back - Right:**  
Length of Back - Right of the Sofa



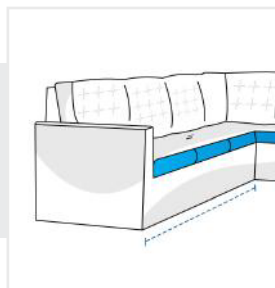
**3. Back Height:**  
Back Height (Including cushion back)



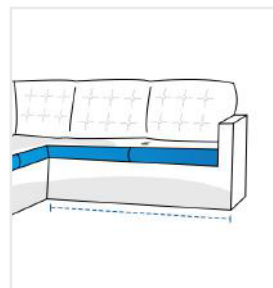
**4. Depth:**  
Depth of the Sofa

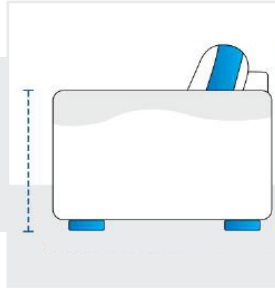


**5. Length of Front - Left:**  
Length of Front - Left of the Sofa



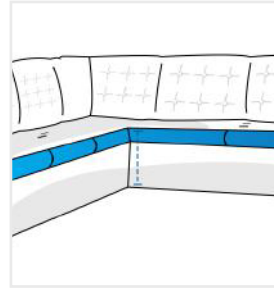
**6. Length of Front - Right:**  
Length of Front - Right of the Sofa





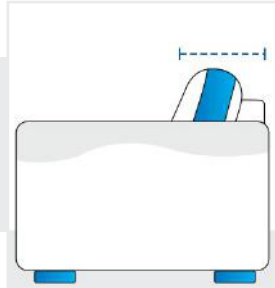
**7. Height from Arm to Ground  
(Or Ground to Seat If No Arm) :**

Height from Ground to Arm (Or  
Ground to seat if no arm)



**8. Height from Ground to Cushion:**

Height from Ground to Cushion  
(Center Corner)



**9. Depth of Back rest Incl Cushion:**

Depth of back rest (Including cushion)