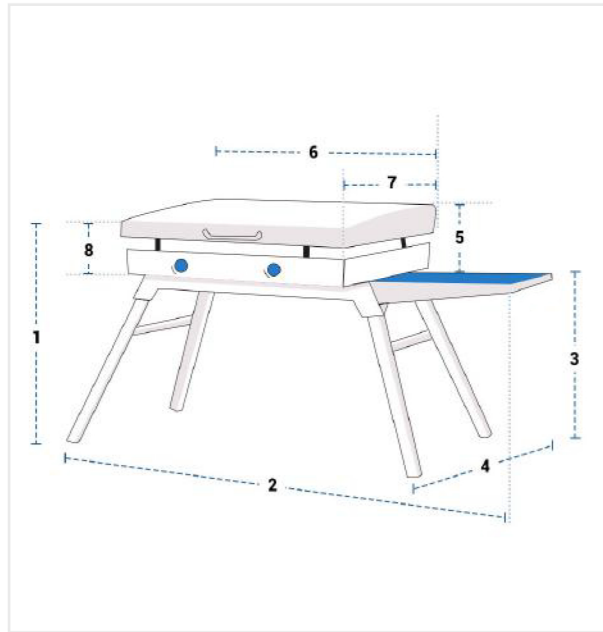


How to Measure Custom Griddle Covers - Design 3

Measurement Instruction

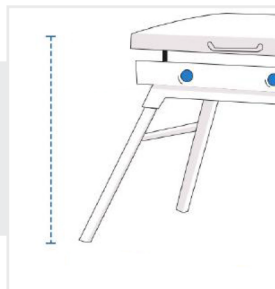
- ✓ Give exact measurement from edge to edge.
- ✓ We add 2.5 to 5 cm leeway on the given width/depth for easy pull-in and pull-out.
- ✓ The height dimensions will remain same as provided by you.



Measurement (cm)

1. Total Height	<input type="text"/>	2. Total Width	<input type="text"/>
3. Height (Self to Ground)	<input type="text"/>	4. Total Depth	<input type="text"/>
5. Back Height of Griddle Hood	<input type="text"/>	6. Width of Griddle Hood	<input type="text"/>
7. Depth of Griddle Hood From the Front Handle	<input type="text"/>	8. Front Height of Griddle Hood	<input type="text"/>


1. Total Height:
Total Height of the Griddle



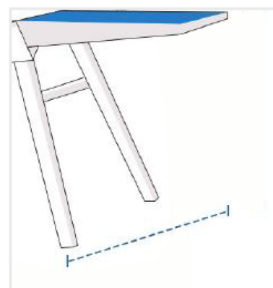
2. Total Width:
Total Width of the Griddle



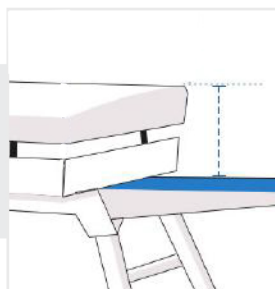
3. Height (Self to Ground):
Height (Self to Ground) of the Griddle



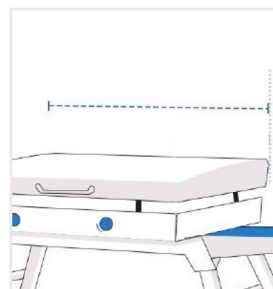
4. Total Depth:
Total Depth of the Griddle



5. Back Height of Griddle Hood:
Back Height of Griddle Hood of Griddle.

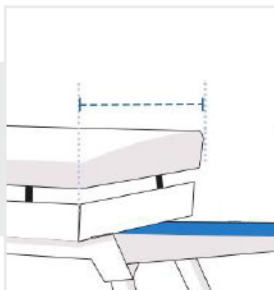


6. Width of Griddle Hood:
Width of Griddle hood of Griddle.



7. Depth of Griddle Hood From the Front Handle:

Depth of Griddle Hood From the Front Handle of the Griddle



8. Front Height of Griddle Hood:

Front Height of Griddle Hood of the Griddle

