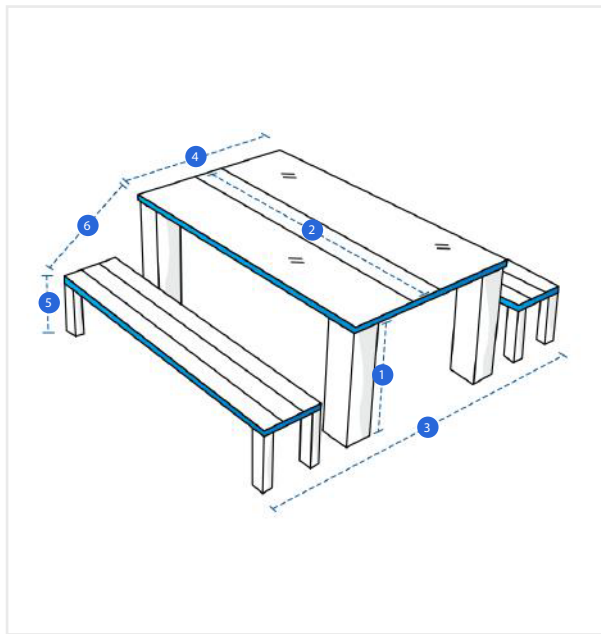


How to Measure Dining Table Covers - Design 5

Measurement Instruction

- ✓ Give exact measurement from edge to edge.
- ✓ We add 2.5 to 5 cm leeway on the given width/depth for easy pull-in and pull-out.
- ✓ The height dimensions will remain same as provided by you.



Measurement (cm)

1. Height

2. Width

3. Depth #1

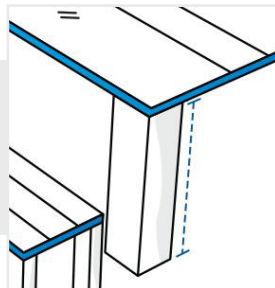
4. Depth #2

5. Front Height

6. Slant Height

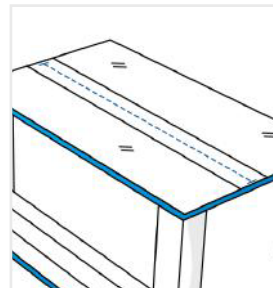
1. Height:

Height of the Table



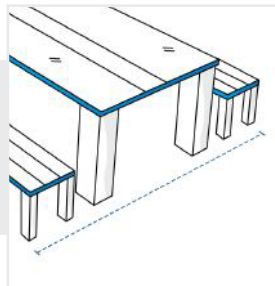
2. Width:

Width of the table



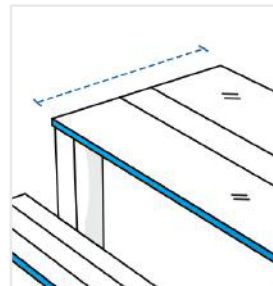
3. Depth #1:

Arrange the chairs and measure Depth



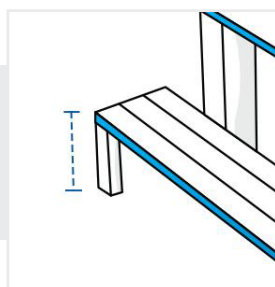
4. Depth #2:

Depth of the table



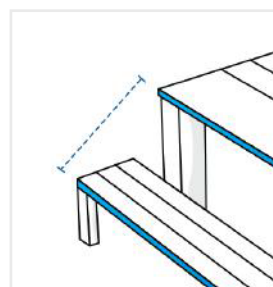
5. Front Height:

Height of the chair



6. Slant Height:

Slant Height from table to chair



We encourage you to upload the image of the article you need the cover for - this helps our team ensure covers are designed keeping your requirements in mind.