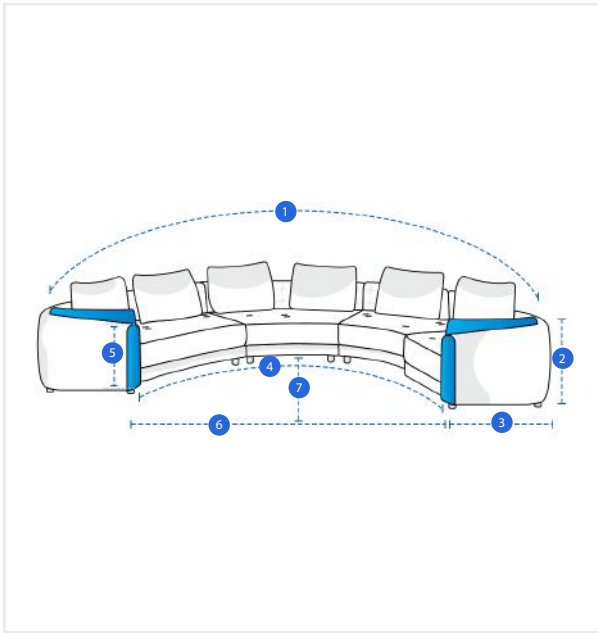


How to Measure Curved Sofa/Lounge Covers

Measurement Instruction

- ✓ Give exact measurement from edge to edge.
- ✓ We add 2.5 to 5 cm leeway on the given width/depth for easy pull-in and pull-out.
- ✓ The height dimensions will remain same as provided by you.



Measurement (cm)

1. Back Width (Curved)

3. Depth

5. Front Height

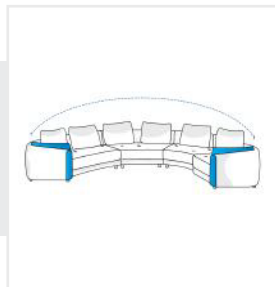
7. Front Depth

2. Back Height

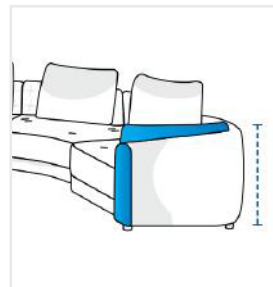
4. Front Width (Curved)

6. Front Width (Straight)

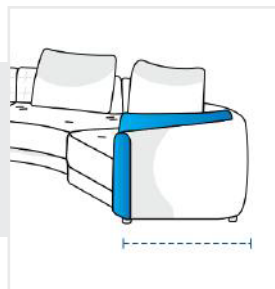
1. Back Width (Curved):
Curve back side of Curved Sofa/Lounge



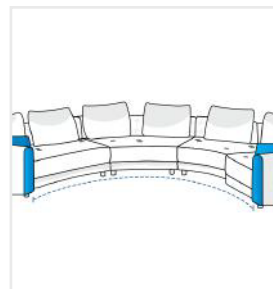
2. Back Height :
Back Height of Curved Sofa/Lounge (Including Back Cushion)



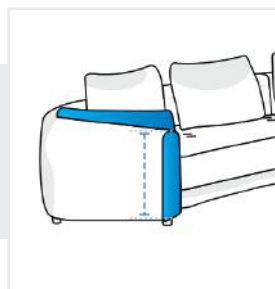
3. Depth:
Depth of Curved Sofa/Lounge



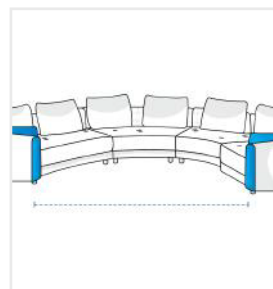
4. Front Width (Curved):
Curved Front Width



5. Front Height:
Front Height (Include Handle Height)



6. Front Width (Straight):
Straight Front Width (Distance between two front legs of Sofa as shown in image)



7. Front Depth:

From center of sofa front side to outer side where the front line of sofa legs touches.

