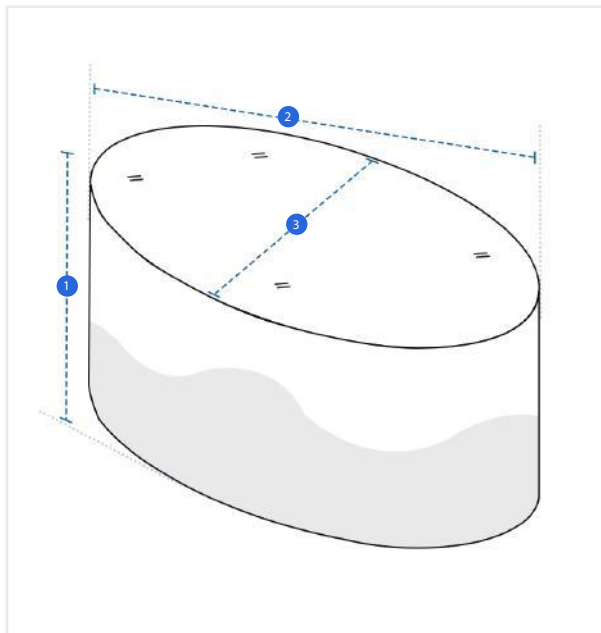


How to Measure Custom Covers - Design 3

Measurement Instruction

- ✓ Give exact measurement from edge to edge.
- ✓ "We add upto 5 cm leeway on the given width/depth for easy pull-in and pull-out."
- ✓ The height dimensions will remain same as provided by you.



Measurement (cm)

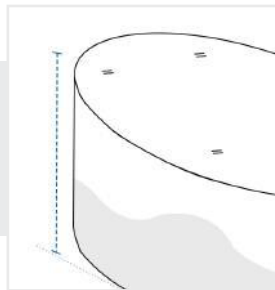
1. Height

2. Diameter #1

3. Diameter #2

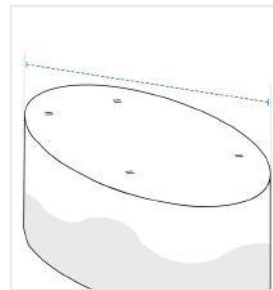
1. Height:

Height of the Product



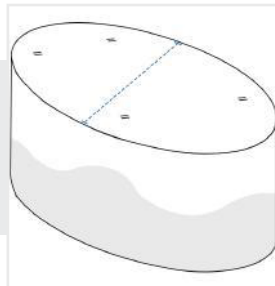
2. Diameter #1:

Diameter #1 of the Product



3. Diameter #2:

Diameter #2 of the Product



We encourage you to upload the image of the article you need the cover for - this helps our team ensure covers are designed keeping your requirements in mind.